

Table 18.161: Factory Modifications for Control Circuit Transformers

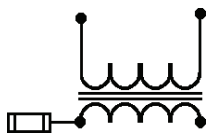

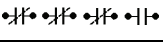



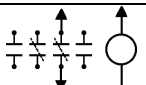
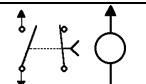
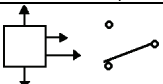
Symbol	Description	VA	For Starter	Assembly by	NEMA Type 1 and 12 Suffix/Cat. No. [69]
	Full voltage starters (Standard VA capacity)	50	LE1, LE2, LES, LER	Factory	A206P
		100	D09 - D32	Field Installation	LA9TFD32●[70]
			D40 - D80	Factory	A206P
	150	D115 - D150	Factory	A206P	
			Field Installation	LA9TFD15●[70]	
	Full voltage starters + 50 VA extra capacity	—	D09 - D80	Factory	A207P
—		D11 - D15	Factory	A207P	
Full voltage starters, special primary or secondary voltage	—	D09 - D80	Factory	A209P	
		D11 - D15	Factory	A209P	

Table 18.162: Voltage Codes for Control Power Transformers

Primary Voltage	120	208	240	480	600	208	240	480	600
Secondary Voltage	24 V					120 V			
Code	E	D	C	B	A	L	M	T	X

Factory Modifications and Insta-Kits Selection for Control Circuits and Meters

Table 18.163: Factory Modifications for Control Circuits

Symbol	Description	For Starter	Assembly by	NEMA Type 1 and 12 Suffix/Cat. No. [71]	
	Auxiliary contact block (terminals and wiring not included)	All listed	Factory	A200	
			Field Installation	LADN11	
	4 contacts		Factory	A400	
			Field Installation	LADN22	
	Auxiliary contact blocks on disconnect		Factory	A101	
			NO or NC wired		
	Auxiliary contact blocks on instantaneous trip circuit interrupter		Factory	A102	
			NO or NC wired		
	Fuses for control circuit (terminals not included)		2 x 600 V fuses	Factory	A104
			1 x 250 V fuse	Factory	A105
		2 x 250 V fuse	Factory	A106	
	Control circuit relay	4 poles unwired	Factory	A111	
		4 poles unwired (coil and 1 contact wired; terminals not included)	Factory	A112	
	Time delay relay	Unwired	Factory	A113	
		Wired (coil and 1 contact wired; terminals not included)	Factory	A114	
	Thermistor control relay, LT3 c/w 10 terminals max	—	Factory	A115	

[69] Catalog numbers beginning with LA9 are only for starters with a "2" before the voltage code. When using a factory option that does not have a corresponding customer kit, the 10th digit of the starter must change from a "2" to a "1".

[70] Replace (●) with the corresponding suffix from Table 18.162.

[71] Catalog numbers beginning with LA9 are only for starters with a "2" before the voltage code.