

Product datasheet

Specifications



integrated drive ILS with stepper motor - 24..36V - I/O for motion sequence - 5A

ILS1M852PC1F0

⚠ Discontinued on: 31 Mar 2022

⚠ End-of-service on: 18 Jun 2025

⚠ Discontinued

Packing Units

Unit Type of Package 1	PCE
------------------------	-----

Number of Units in Package 1	1
------------------------------	---

Contractual warranty

Warranty (in months)	18
----------------------	----

Disclaimer: This documentation is not intended as a substitute for and is not to be used for determining suitability or reliability of these products for specific user applications



Environmental Data

Schneider Electric aims to achieve Net Zero status by 2050 through supply chain partnerships, lower impact materials, and circularity via our ongoing “Use Better, Use Longer, Use Again” campaign to extend product lifetimes and recyclability.

[Environmental Data explained >](#)

[How we assess product sustainability >](#)

Use Better



Materials and Substances

Packaging made with recycled cardboard	No
Packaging without single use plastic	No
SCIP Number	F800009a-26ea-46d4-b613-164e8055f98f
REACH Regulation	Reference contains Substances of Very High Concern above the threshold

Use Longer



Lifetime extension

Repair	No
--------	----

Use Again



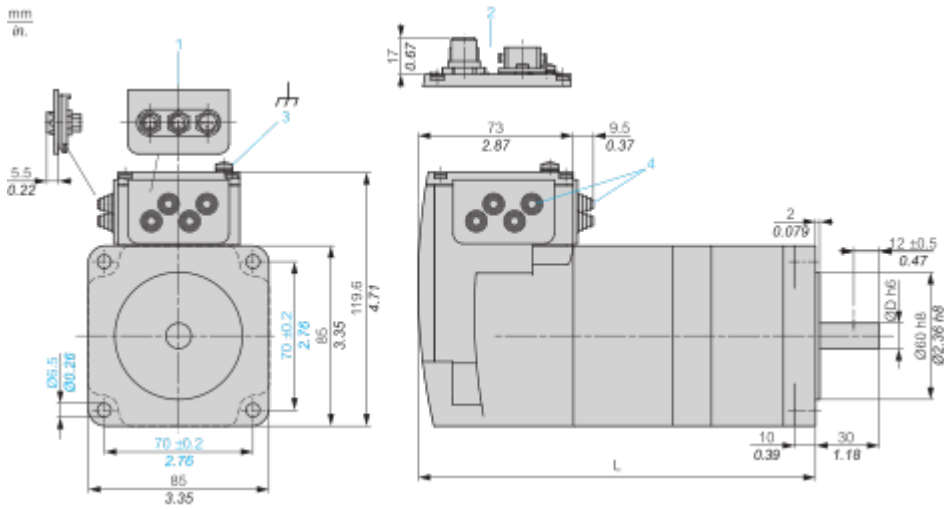
Repack and remanufacture

Take-back	No
-----------	----

Dimensions

Integrated Drive with Holding Brake

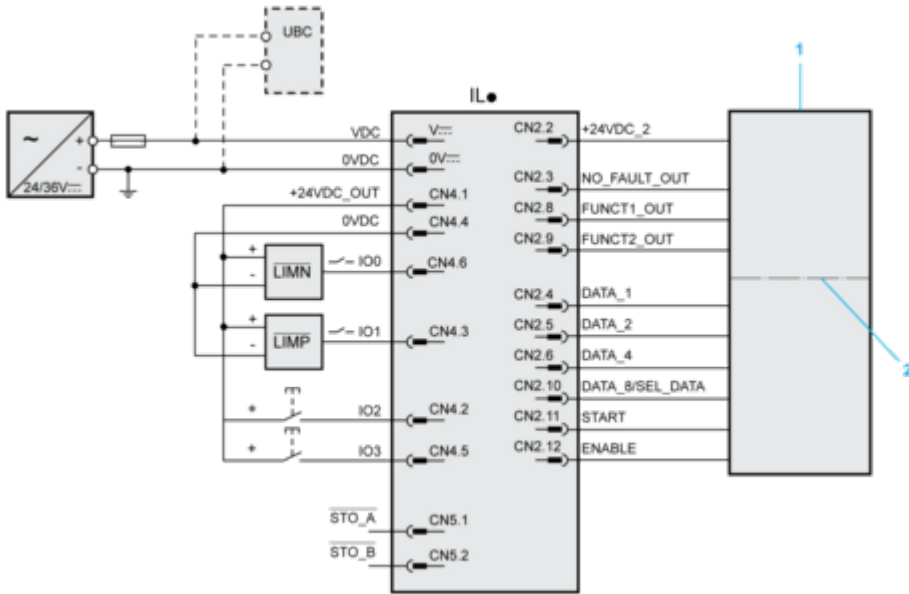
Dimensions



- 1 : Accessories: I/O signal insert with industrial connectors
- 2 : Option: industrial connectors
- 3 : Earth (ground) terminal
- 4 : Accessories: cable entries Ø = 3 ... 9 mm/0.12 ... 0.35 in.
- L : 217.3 mm/8.55 in.
- D : 12 mm/0.47 in.

Wiring

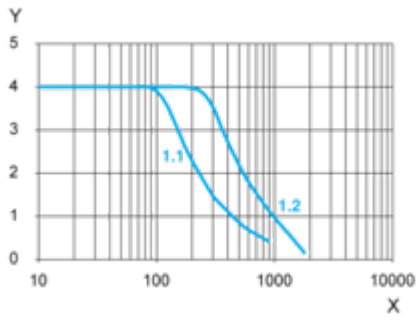
Connection Example with 4 I/O Signals



- 1 PLC
- 2 Galvanic isolation

PerformanceCurves

Torque Characteristics



X Speed of rotation in rpm

Y Torque in Nm

1.1 Max. torque at 24 V

1.2 Max. torque at 36 V