


## 251/253 Series, PICO® II Very Fast-Acting Fuse



### Description

The PICO® II Very Fast-Acting Fuse is designed to meet an extensive array of performance characteristics in a space-saving subminiature package.

### Features






- Very fast-acting
- Small size
- Wide current rating range (0.062A- 15A)
- Halogen-free available
- Wide operating temperature range
- Low temperature re-rating

### Applications

Secondary protection for space constrained applications

- Flat-panel display TV
- LCD monitor
- LCD backlight inverter
- Office machines
- Power supply
- Audio/Video system
- Lighting system
- Medical equipment

### Agency Approvals

Agency	Agency File Number 253 Series	Agency File Number 251 Series	Ampere Range
	N/A	E10480	0.062A - 15A
	N/A	29862	0.062A - 15A
	N/A	JET1896-31007-1004	1A - 5A
	N/A	J50158379	0.500A - 10A
<b>QPL</b>	FM10	N/A	0.062A - 15A
	N/A	2009010207366577	0.500A, 1A, 2A, 2.5A, 3A, 4A, 5A

### Electrical Characteristics for Series

% of Ampere Rating	Ampere Rating	Opening Time
100%	0.062A - 15A	4 Hours, Min.
200%	0.062A - 7A	1 Second, Max.
	10A	3 Seconds, Max.
275%	12 - 15A	10 Seconds, Max.
	0.500A, 1A, 2A, 2.5A, 3A, 4A, 5A, 7A, 10A	300 msec., Max.
400%	0.05A, 1A, 2A, 2.5A, 3A, 4A, 5A, 7A, 10A	30 msec., Max.
1000%	0.500A, 1A, 2A, 2.5A, 3A, 4A, 5A, 7A, 10A	4 msec., Max.

### Additional Information



**Datasheet  
251 Series**



**Resources  
251 Series**



**Samples  
251 Series**



**Datasheet  
253 Series**









**Resources  
253 Series**



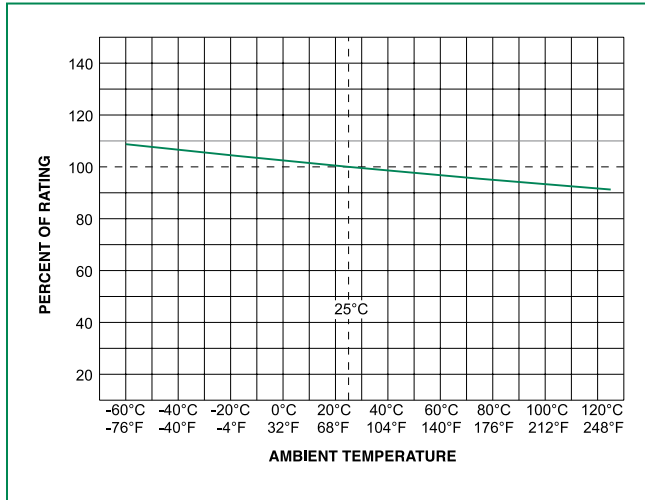
**Samples  
253 Series**

### Electrical Specifications by Item

Ampere Rating (A)	Amp Code	Ordering Number (Std.)	Ordering Number (Mil.)	Max Voltage Rating (V)	Interrupting Rating	Nominal Cold Resistance (Ohms)	Nominal Melting I <sup>2</sup> t (A <sup>2</sup> sec)	Nom Voltage Drop (V)	Agency Approvals						
													 253 Series Only		
.062	.062	251.062	253.062	125	300 A @ 125VDC 50A@125VAC	7.000	0.000113	1.4	x	x			x		
.125	.125	251.125	253.125	125		1.700	0.00174	0.285	x	x			x		
.200	.200	251.200	253.200	125		0.895	0.0048	0.345	x	x					
.250	.250	251.250	253.250	125		0.665	0.0116	0.24	x	x			x		
.375	.375	251.375	253.375	125		0.395	0.0296	0.215	x	x			x		
.500	.500	251.500	253.500	125		0.302	0.0598	0.2165	x	x		x	x	x	
.630	.630	251.630		125		0.205	0.08	0.188	x	x					
.750	.750	251.750	253.750	125		0.175	0.153	0.176	x	x		x	x		
1.00	001.	251001.	253001.	125		0.128	0.256	0.194	x	x	x	x	x	x	
1.25	1.25	2511.25		125		0.100	0.390	0.2	x	x	x				
1.50	01.5	25101.5	25301.5	125		For CCC 7A: 70A@125VAC	0.0823	0.587	0.21	x	x	x	x	x	
2.00	002.	251002.	253002.	125		0.0473	0.405	0.141	x	x	x	x	x	x	
2.50	02.5	25102.5		125		For CCC 10A: 100A@125VAC	0.0360	0.721	0.132	x	x	x	x		x
3.00	003.	251003.	253003.	125		0.0295	1.19	0.131	x	x	x	x	x	x	
3.50	03.5	25103.5		125		0.0240	1.58	0.1205	x	x	x	x			
4.00	004.	251004.	253004.	125		0.0204	2.45	0.114	x	x	x	x	x	x	
5.00	005.	251005.	253005.	125		0.0158	4.14	0.11	x	x	x	x	x	x	
7.00	007.	251007.	253007.	125		0.0107	10.4	0.102	x	x		x	x		
10.0	010.	251010.	253010.	125	0.0072	25.5	0.1	x	x		x	x			
12.0	012.	251012.		32	300A@32VDC & 50A@32VAC	0.0059	45.2	0.0878	x	x					
15.0	015.	251015.	253015.	32	0.00446	68.8	0.071	x	x			x			

Note: Higher ampere ratings are available. Please contact Littelfuse Technical Support or your Littelfuse products representative for assistance.

### Temperature Re-rating Curve



Note:

1. Re-rating depicted in this curve is in addition to the standard derating of 25% for continuous operation.

### Soldering Parameters

#### Recommended Process Parameters:

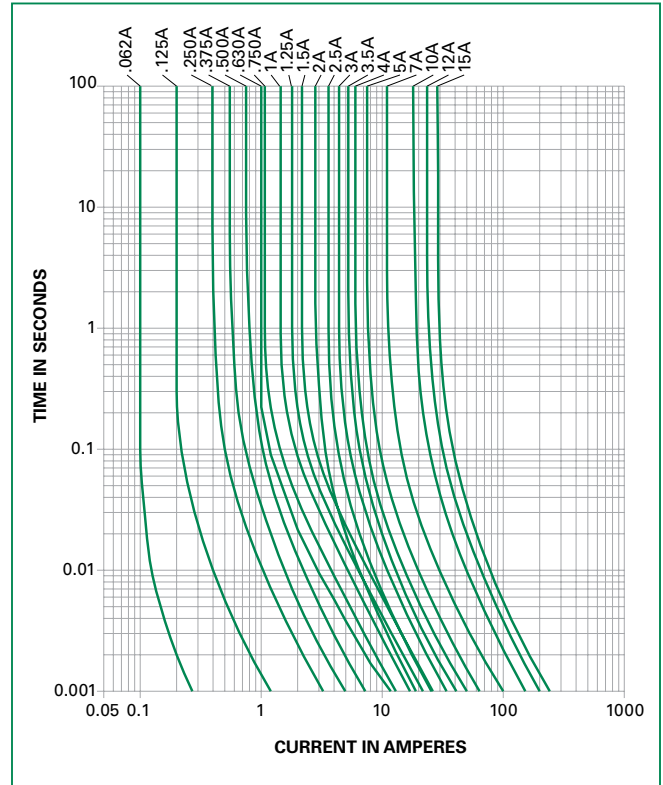
Wave Parameter	Lead-Free Recommendation for 251 Series only
<b>Preheat:</b> (Depends on Flux Activation Temperature)	(Typical Industry Recommendation)
Temperature Minimum:	100°C
Temperature Maximum:	150°C
Preheat Time:	60-180 seconds
<b>Solder Pot Temperature:</b>	260°C Maximum
<b>Solder Dwell Time:</b>	2-5 seconds

#### Recommended Hand Soldering Parameters:

Solder Iron Temperature: 350°C +/- 5°C  
 Heating Time: 5 seconds max.

**Note: These devices are not recommended for IR or Convection Reflow process**

### Average Time Current Curves

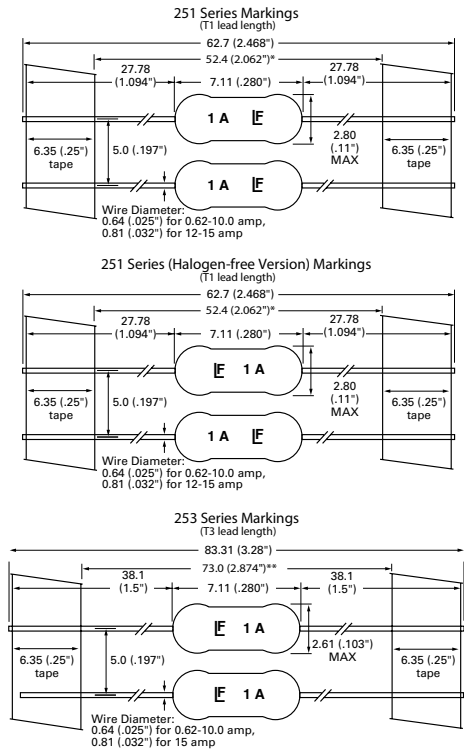


### Product Characteristics

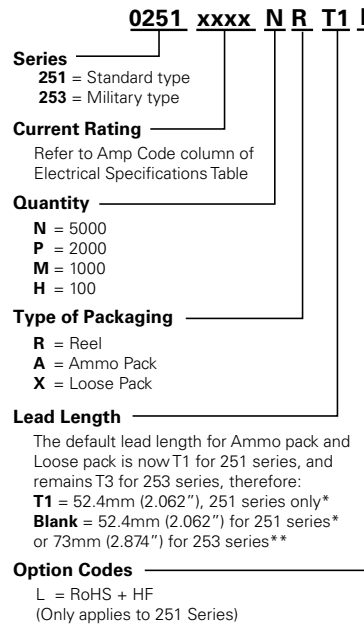
<b>Materials</b>	Encapsulated, Epoxy-Coated <b>Body:</b> Pure Tin-coated Copper wire leads
<b>Solderability</b>	MIL-STD-202, Method 208
<b>Lead Pull Force</b>	MIL-STD-202, Method 211, Test Condition A (will withstand a 7lbs. axial pull test)
<b>Fuses To MIL SPEC</b>	For fuses to MIL-PRF-23419, FM10 change the series number from 251 to 253
<b>Operating Temperature</b>	-55°C to +125°C (Consider re-rating)

<b>Vibration</b>	MIL-STD-202, Method 201 (10–55 Hz); Method 204, Test Condition C (55–2000 Hz at 10 G's Peak)
<b>Shock</b>	MIL-STD-202, Method 213, Test Condition I (100 G's peak for 6 msec.)
<b>Insulation Resistance (After Opening):</b>	MIL-STD-202, Method 302, Test Condition A (10,000 ohms minimum at 100 volts)
<b>Moisture Resistance</b>	MIL-STD-202, Method 106
<b>Resistance to Soldering Heat</b>	Withstands 60 seconds above 200°C and up to 260°C, maximum
<b>Flammability Rating</b>	UL 94V-0

### Dimensions



### Part Numbering System



### Packaging

Packaging Option	Packaging Specification	Quantity & Packaging Code
*T1: 52.4mm (2.062") Tape and Reel	EIA 296	Please refer to available quantities above in "Part Numbering System"
**T3: 73mm (2.874") Tape and Reel	EIA 296	

The default lead length for both ammo pack and loose pack is T1 for 251 and is T3 for 253.

Notes: \* T1 dimension is defined as the length of the component between the two tapes. The full component length is 62.7mm (2.468"). **T1 length is for 251 series only.**  
 \*\* T3 dimension is defined as the length of the component between the two tapes. The full component length is 83.37mm (3.28"). **T3 length is for 253 series only.**

# Mouser Electronics

Authorized Distributor

Click to View Pricing, Inventory, Delivery & Lifecycle Information:

## Littelfuse:

[R251.062](#) [R251.375T1](#) [R251.500](#) [R251001](#) [R251002](#) [R251003](#) [R251003T1](#) [R251004](#) [R251005](#) [R251007](#)  
[R25101.5](#) [R251010](#) [R251015](#) [251.250AT1](#) [0251012.MXL](#) [025101.6MAT1L](#) [025101.6NRT1L](#) [0251.750MXL](#)  
[025101.6M-](#) [0251015.MXL](#) [251.250L](#) [251.375L](#) [251.500L](#) [251.750L](#) [R251.750L](#) [25102.5L](#) [251003L](#) [25103.5L](#)  
[251004L](#) [251007L](#) [251010L](#) [251015L](#) [251.500](#) [251.062L](#) [251.125L](#) [251001L](#) [251002L](#) [251005L](#) [25101.5L](#)  
[0251.062MRT1-](#) [0251.062NRT1-](#) [0251.062NRT2-](#) [0251.125MRT1-](#) [0251.125NRT1-](#) [0251.125NRT2-](#)  
[0251.200MRT1-](#) [0251.200NRT1-](#) [0251.200NRT2-](#) [0251.250MRT1-](#) [0251.250NRT2-](#) [0251.375MRT1-](#)  
[0251.375NRT1-](#) [0251.375NRT2-](#) [0251.500MRT1-](#) [0251.500NRT1-](#) [0251.500NRT2-](#) [0251.630M-](#) [0251.630MRT1-](#)  
[0251.750MRT1-](#) [0251.750NRT2-](#) [0251001.NRT1-](#) [0251001.NRT2-](#) [0251002.MRT1-](#) [0251002.NRT1-](#)  
[0251002.NRT2-](#) [0251003.NRT1-](#) [0251003.NRT2-](#) [0251004.M-](#) [0251004.NRT1-](#) [0251004.NRT2-](#) [0251005.NRT1-](#)  
[0251005.NRT2-](#) [0251007.MRT1-](#) [0251007.NRT1-](#) [0251007.NRT2-](#) [025101.5MRT1-](#) [025101.5NRT1-](#)  
[025101.5NRT2-](#) [025101.6MAT1-](#) [025101.6MRT1-](#) [025101.6NRT1-](#) [025101.6NRT2-](#) [0251010.NRT1-](#) [0251010.NRT2-](#)  
[0251012.MRT1-](#) [0251012.NRT1-](#) [0251012.NRT2-](#) [0251015.MRT1-](#) [0251015.NRT1-](#) [0251015.NRT2-](#)  
[025102.5MRT1-](#) [025102.5NRT1-](#) [025102.5NRT2-](#) [025103.5MRT1-](#) [025103.5NRT1-](#) [025103.5NRT2-](#)  
[02511.25MRT1-](#) [02511.25NRT1-](#) [02511.25NRT2-](#) [0251.375M-](#)