

# Product datasheet

Specifications



## protection relay PowerLogic P1V 24-60V 4VT: 220-480V 2DI-6DO RS485 USB

REL15027

⚠ Discontinued on: Jun 16, 2026 AD

⚠ To be end-of-service on: Jun 30, 2026 AD

⚠ Discontinued

## Main

Range of product	PowerLogic
Product or component type	Protection relay
Relay application	Voltage
product reference	P1
Device mounting	Flush
Mounting support	Fixing kit
Mounting mode	Flush-mounted
power supply	24...60 V AC 24...60 V DC
measuring inputs	: VT voltage 2
number of Digital Inputs (DI)	2
number of Digital Outputs (DO)	6 DO 1 watchdog
type of temperature module connection	1 twisted shielded pair
communication ports	1 RS485 on rear 1 USB type mini B on front
communication protocols	CEI 60870-5-103 Modbus RTU
Cybersecurity	Password protection
protection functions	Undervoltage 27 Overvoltage 59 Earth fault overvoltage 59N Lockout relay 86 Negative sequence overvoltage 47
Arc flash protection	No
measurement functions	Voltage negative sequence
control functions	Local/remote control
monitoring functions	Trip circuit supervision 74 Relay self-monitoring
logs and records	Event recording Trip context information
Switchgear diagnosis type	Trip circuit supervision ANSI code: TCS VT supervision
Connections - terminals	Snap-on fixed

## Complementary

<b>Maximum power consumption in W</b>	13.5 W AC 4 W DC
<b>Software name</b>	ESetup Easergy Pro: device setup
<b>Display type</b>	Graphic display terminal
<b>Number of key</b>	9
<b>Local signalling</b>	6 x LED red/orange programmable 1 x LED red relay trip indicator 1 x LED green watchdog
<b>Device connection</b>	Serial port 1 shielded twisted pair
<b>Communication compatibility</b>	IEC 60870-5-103 Modbus RTU
<b>Standards</b>	EN 60255-26:2009 EN 60255-1:2010 EN 60255-27:2005
<b>Product certifications</b>	CE
<b>Height</b>	Embedded: 101.5 mm Total: 116.5 mm
<b>Width</b>	Embedded: 101.5 mm Total: 116.5 mm
<b>Depth</b>	Embedded : 108 mm Total : 119 mm
<b>Net weight</b>	0.8 kg maximum

## Environment

<b>Directives</b>	2006/95/EC - low voltage directive 2004/108/EC - electromagnetic compatibility
<b>Electromagnetic compatibility</b>	Electromagnetic immunity level 3 conforming to EN 61000-4-2/3/4/5/6/8
<b>Mechanical robustness</b>	Seismic tests: 2 Gn horizontal, 1 Gn vertical conforming to EN 60255-21-3 Shocks (level: class 1) : 5 Gn for 11 ms conforming to EN 60255-21-2 Shocks withstand (level: class 1) : 10 Gn for 16 ms conforming to EN 60255-21-2 Bumps (level: class 1) : 15 Gn for 11 ms conforming to EN 60255-21-2 Vibrations (level: class 1) : 1 Gn, 10...150 Hz, 1 cycle conforming to EN 60255-21-1
<b>Ambient air temperature for operation</b>	-25...60 °C -30...70 °C ( 16 h )
<b>Ambient air temperature for storage</b>	-30...70 °C
<b>IP degree of protection</b>	IP54 conforming to IEC 60529
<b>Relative humidity</b>	0...93 % at 40 °C, 21 days 0...93 % at 60 °C, 10 days 93 % at 25...55 °C, 6 cycles, 12 + 12 hours

## Packing Units

<b>Unit Type of Package 1</b>	PCE
<b>Number of Units in Package 1</b>	1
<b>Package 1 Height</b>	19.5 cm
<b>Package 1 Width</b>	16.5 cm
<b>Package 1 Length</b>	16.5 cm
<b>Package 1 Weight</b>	793.0 g

## Contractual warranty





## Environmental Data

Schneider Electric aims to achieve Net Zero status by 2050 through supply chain partnerships, lower impact materials, and circularity via our ongoing “Use Better, Use Longer, Use Again” campaign to extend product lifetimes and recyclability.

[Environmental Data explained >](#)

[How we assess product sustainability >](#)



### Environmental footprint

Total lifecycle Carbon footprint	219 kg CO2 eq.
Carbon footprint of the manufacturing phase [A1 to A3]	60 kg CO2 eq.
Carbon footprint of the distribution phase [A4]	0.2 kg CO2 eq.
Carbon footprint of the installation phase [A5]	0.5 kg CO2 eq.
Carbon footprint of the use phase [B2, B3, B4, B6]	157 kg CO2 eq.
Carbon footprint of the end-of-life phase [C1 to C4]	1 kg CO2 eq.
Environmental Disclosure	<a href="#">Product Environmental Profile</a>

## Use Better



### Materials and Substances

Packaging made with recycled cardboard	No
Packaging without single use plastic	No
SCIP Number	2140e85d-91da-4f06-9dcd-b67f68a55691
EU RoHS Directive	<a href="#">Compliant By Exemption</a>
REACH Regulation	<a href="#">Reference contains Substances of Very High Concern above the threshold</a>

## Use Longer



### Lifetime extension

Repair	No
--------	----

## Use Again



### Repack and remanufacture


Recyclability potential, in %	5
End of life manual availability	<a href="#">End of Life Information</a>
Take-back	No

Image of product / Alternate images

Alternative

---

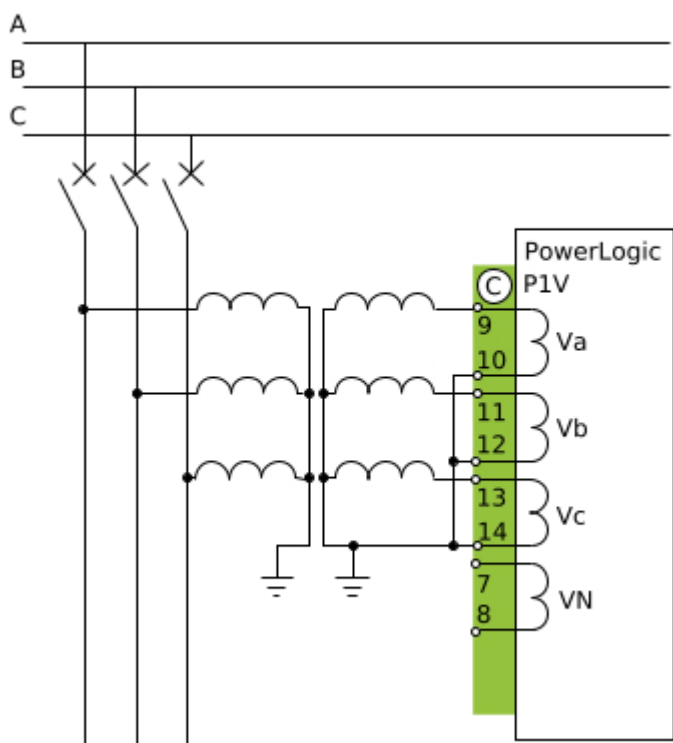




Technical Illustration

Assembly's dimensions

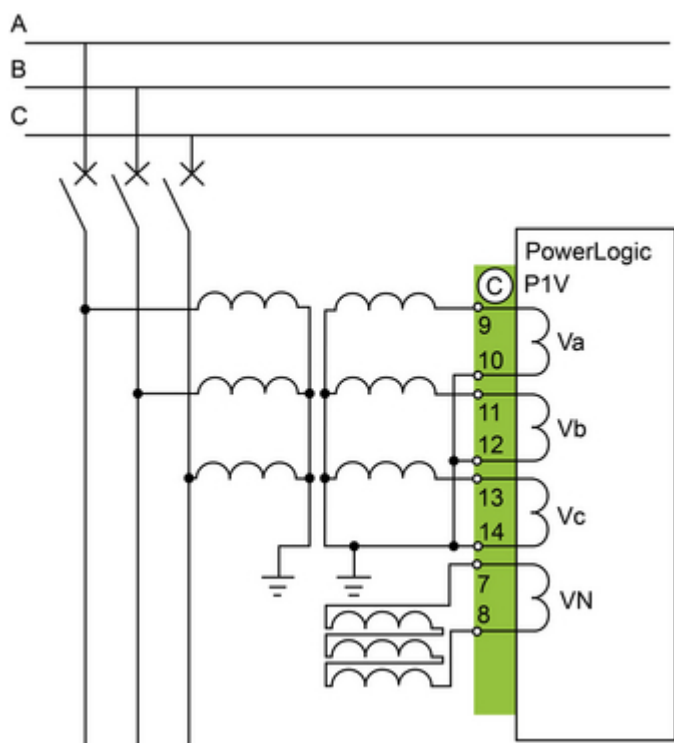
---



Technical Illustration

Assembly's dimensions

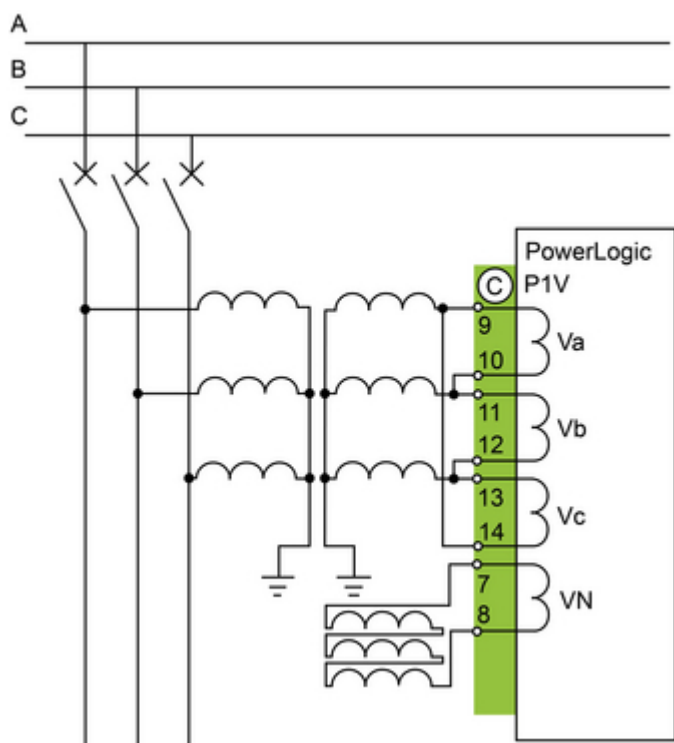
---



Technical Illustration

Assembly's dimensions

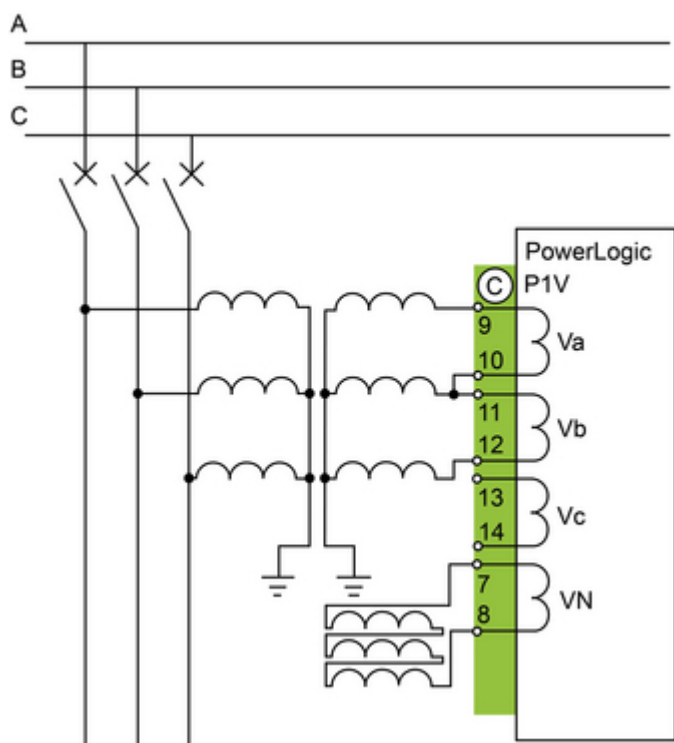
---



Technical Illustration

Assembly's dimensions

---



Technical Illustration

Assembly's dimensions

---

