





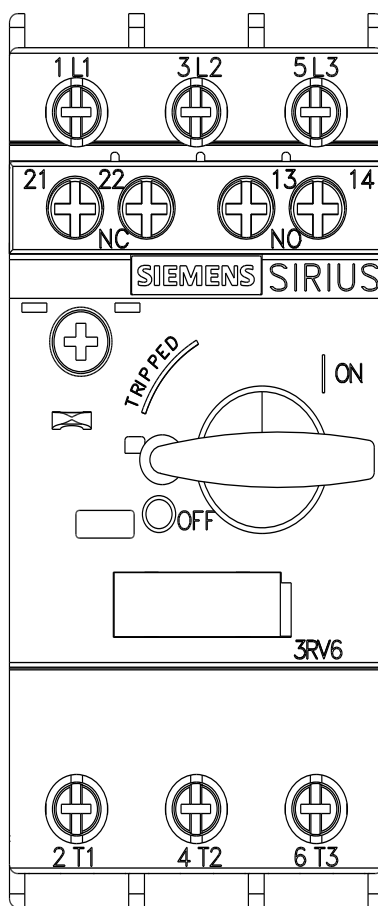
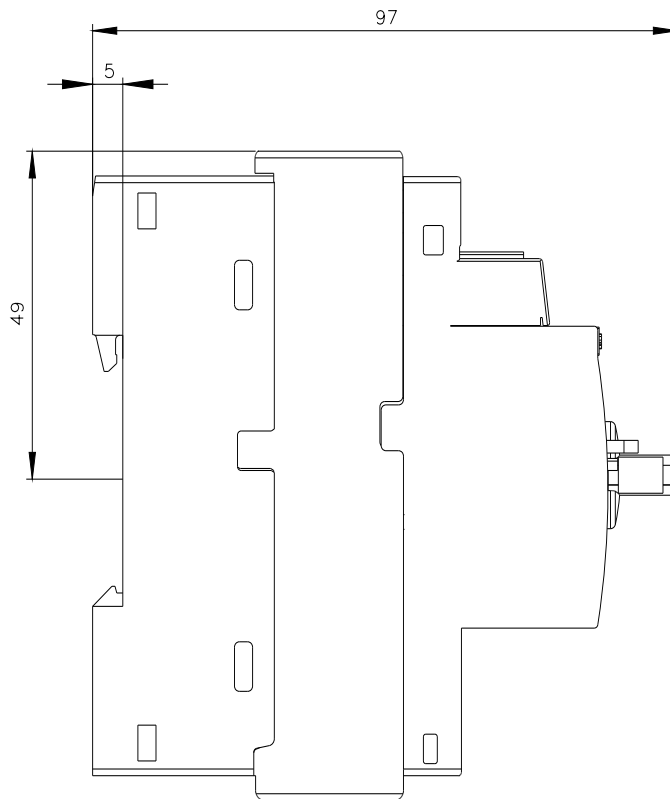
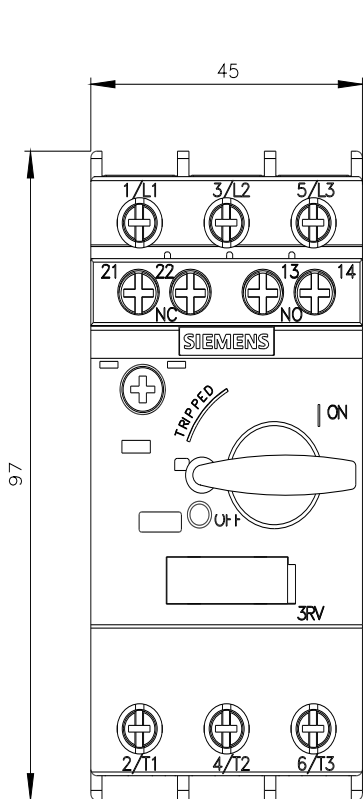


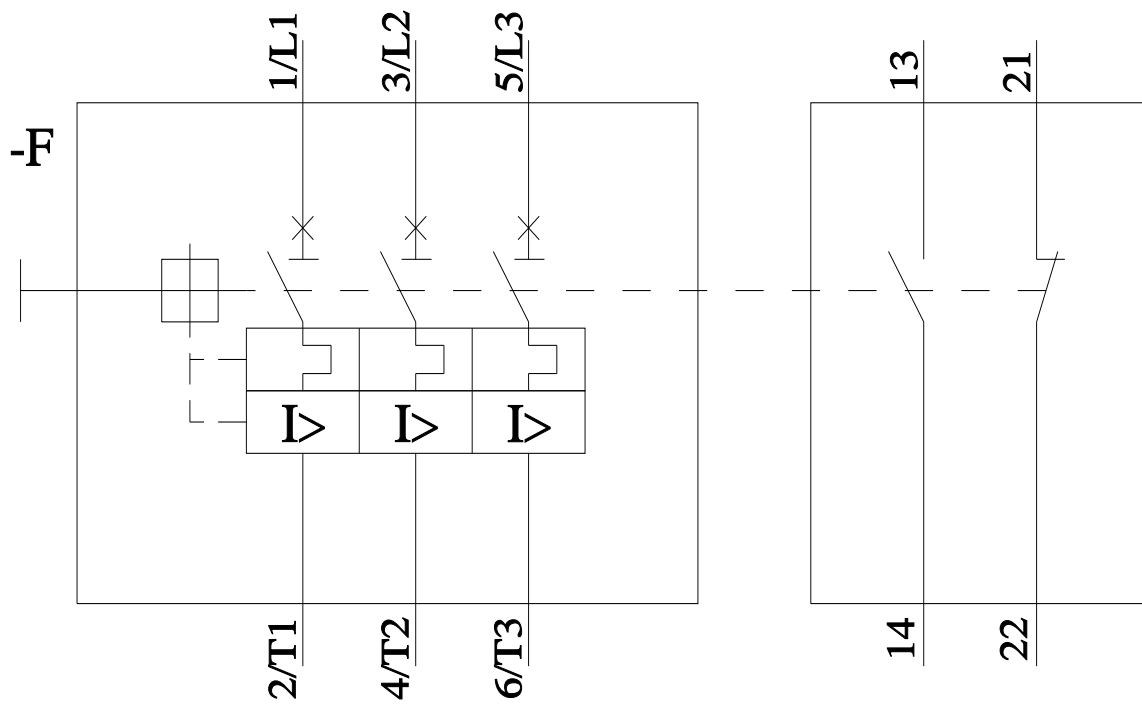


Circuit breaker 25 A A-release 20...25 A, N-release 325 A, for motor protection, class 10, screw connection, standard switching capacity, w. transverse AUX. switch 1 NO + 1 NC

product brand name	SIRIUS
product designation	Circuit breaker
design of the product	for motor protection
product type designation	3RV6
General technical data	
size of the circuit-breaker	S0
power loss [W] total typical	8 W
power loss [W] for rated value of the current at AC in hot operating state per pole	3.5 W
type of calculation of power loss current-dependent	quadratic
insulation voltage with degree of pollution 3 at AC rated value	690 V
surge voltage resistance rated value	6 kV
shock resistance according to IEC 60068-2-27	25 g / 11 ms
Substance Prohibitance (day/month/year)	05/01/2012
Net Weight	385 g
Ambient conditions	
installation altitude at height above sea level maximum	2 000 m
ambient temperature	
• during operation	-20 ... +60 °C
• during transport	-50 ... +80 °C
relative humidity during operation	10 ... 95 %
Main circuit	
number of poles for main current circuit	3
adjustable current response value current of the current-dependent overload release	18 ... 25 A
operating voltage	
• rated value	690 V
• at AC-3 rated value maximum	690 V
operating frequency rated value	50 ... 60 Hz
operational current rated value	25 A
operational current at AC-3 at 400 V rated value	25 A
operating frequency at AC-3 maximum	15 1/h
Auxiliary circuit	
design of the auxiliary switch	transverse
Protective and monitoring functions	
trip class	CLASS 10
design of the overload release	thermal
maximum short-circuit current breaking capacity (I _{cu}) at AC at 400 V rated value	55 kA
operating short-circuit current breaking capacity (I _{cs}) at AC at	25 kA

400 V rated value		
response value current of instantaneous short-circuit trip unit	325 A	
Short-circuit protection		
product function short circuit protection	Yes	
design of the short-circuit trip	magnetic	
Installation/ mounting/ dimensions		
mounting position	any	
fastening method	screw and snap-on mounting onto 35 mm DIN rail according to DIN EN 60715	
height	97 mm	
width	45 mm	
depth	97 mm	
required spacing for grounded parts		
<ul style="list-style-type: none"> • forwards • backwards • upwards • at the side • downwards 	<ul style="list-style-type: none"> 0 mm 0 mm 50 mm 30 mm 50 mm 	
Connections/ Terminals		
type of electrical connection		
<ul style="list-style-type: none"> • for main current circuit • for auxiliary and control circuit 	<ul style="list-style-type: none"> screw-type terminals screw-type terminals 	
arrangement of electrical connectors for main current circuit	Top and bottom	
type of connectable conductor cross-sections for main contacts		
<ul style="list-style-type: none"> • solid or stranded • finely stranded with core end processing 	<ul style="list-style-type: none"> 2x (1 ... 2.5 mm²), 2x (2.5 ... 10 mm²) 2x (1 ... 2.5 mm²), 2x (2.5 ... 6 mm²), 1x 10 mm² 	
type of connectable conductor cross-sections		
<ul style="list-style-type: none"> • for auxiliary contacts <ul style="list-style-type: none"> — solid or stranded — finely stranded with core end processing • for AWG cables for auxiliary contacts 	<ul style="list-style-type: none"> 2x (0.5 ... 1.5 mm²), 2x (0.75 ... 2.5 mm²) 2x (0.5 ... 1.5 mm²), 2x (0.75 ... 2.5 mm²) 2x (20 ... 16), 2x (18 ... 14) 	
tightening torque		
<ul style="list-style-type: none"> • for main contacts with screw-type terminals • for auxiliary contacts with screw-type terminals 	<ul style="list-style-type: none"> 2 ... 2.5 N·m 0.8 ... 1.2 N·m 	
Electrical Safety		
protection class IP on the front according to IEC 60529	IP20	
touch protection on the front according to IEC 60529	finger-safe, for vertical contact from the front	
Approvals Certificates		
General Product Approval	Test Certificates	
 Confirmation   	Type Test Certificates/Test Report	
Maritime application	other	Environment
	CCS (China Classification Society) Miscellaneous	
Further information		
Service&Support (Manuals, Certificates, Characteristics, FAQs,...) https://support.industry.siemens.com/cs/products?pnid=16027&lc=en-CN		





last modified:

5/16/2026 