



Overload relay 0.18...0.25 A Thermal For motor protection Size S00, Class 10
 Contactor mounting Main circuit: Ring cable lug Auxiliary circuit: ring cable lug
 Manual-Automatic-Reset

product brand name	SIRIUS
product designation	thermal overload relay
product type designation	3RU2
General technical data	
size of overload relay	S00
size of contactor can be combined company-specific	S00
power loss [W] for rated value of the current at AC in hot operating state	4.8 W
• per pole	1.6 W
type of calculation of power loss current-dependent	quadratic
insulation voltage with degree of pollution 3 at AC rated value	690 V
surge voltage resistance rated value	6 kV
maximum permissible voltage for protective separation	
• in networks with ungrounded star point between auxiliary and auxiliary circuit	440 V
• in networks with grounded star point between auxiliary and auxiliary circuit	440 V
• in networks with ungrounded star point between main and auxiliary circuit	440 V
• in networks with grounded star point between main and auxiliary circuit	440 V
shock resistance according to IEC 60068-2-27	8g / 11 ms
reference code according to IEC 81346-2	F
Substance Prohibitance (day/month/year)	10/01/2009
SVHC substance name	Lead CAS-No. 7439-92-1
Net Weight	0.148 kg
Ambient conditions	
installation altitude at height above sea level maximum	2 000 m
ambient temperature	
• during operation	-40 ... +70 °C
• during storage	-55 ... +80 °C
• during transport	-55 ... +80 °C
temperature compensation	-40 ... +60 °C
relative humidity during operation	10 ... 95 %
Main circuit	
number of poles for main current circuit	3
adjustable current response value current of the current-dependent overload release	0.18 ... 0.25 A
operating voltage	
• rated value	690 V
• at AC-3e rated value maximum	690 V

operating frequency rated value	50 ... 60 Hz
operational current rated value	0.25 A
operational current at AC-3e at 400 V rated value	0.25 A
operating power	
• at AC-3	
— at 400 V rated value	0.06 kW
— at 500 V rated value	0.09 kW
— at 690 V rated value	0.12 kW
• at AC-3e	
— at 400 V rated value	0.06 kW
— at 500 V rated value	0.09 kW
— at 690 V rated value	0.12 kW
Auxiliary circuit	
design of the auxiliary switch	integrated
number of NC contacts for auxiliary contacts	1
• note	for contactor disconnection
number of NO contacts for auxiliary contacts	1
• note	for message "Tripped"
number of CO contacts for auxiliary contacts	0
operational current of auxiliary contacts at AC-15	
• at 24 V	3 A
• at 110 V	3 A
• at 120 V	3 A
• at 125 V	3 A
• at 230 V	2 A
• at 400 V	1 A
• at 690 V	0.75 A
operational current of auxiliary contacts at DC-13	
• at 24 V	2 A
• at 60 V	0.3 A
• at 110 V	0.22 A
• at 125 V	0.22 A
• at 220 V	0.11 A
contact rating of auxiliary contacts according to UL	B600 / R300
Protective and monitoring functions	
trip class	CLASS 10
design of the overload release	thermal
UL/CSA ratings	
full-load current (FLA) for 3-phase AC motor	
• at 480 V rated value	0.3 A
• at 600 V rated value	0.3 A
Short-circuit protection	
design of the fuse link	
• for short-circuit protection of the auxiliary switch required	fuse gG: 6 A, quick: 10 A
Installation/ mounting/ dimensions	
mounting position	for mounting on contactors: with a vertical mounting plane +/-135° rotatable & +/- 22.5° tiltable; stand-alone installation: with a vertical mounting plane +/-135° rotatable and +/-45° tiltable; for more details see manual
fastening method	Contactor mounting
height	76 mm
width	45 mm
depth	70 mm
Connections/ Terminals	
product component removable terminal for auxiliary and control circuit	No
type of electrical connection	
• for main current circuit	Ring cable lug connection
• for auxiliary and control circuit	ring terminal lug connection
arrangement of electrical connectors for main current circuit	Top and bottom

tightening torque	
<ul style="list-style-type: none"> for main contacts for ring cable lug for auxiliary contacts for ring cable lug 	<p>1.2 ... 0.8 N·m</p> <p>0.8 ... 1.2 N·m</p>
outer diameter of the usable ring cable lug maximum	7.5 mm
design of screwdriver shaft	Diameter 5 ... 6 mm
size of the screwdriver tip	Pozidriv PZ 2
design of the thread of the connection screw	
<ul style="list-style-type: none"> for main contacts of the auxiliary and control contacts 	<p>M3</p> <p>M3</p>

Safety related data

failure rate [FIT] with low demand rate according to SN 31920	50 FIT
MTTF with high demand rate	2 280 a
IEC 61508	
T1 value	
<ul style="list-style-type: none"> for proof test interval or service life according to IEC 61508 	20 a

Electrical Safety

protection class IP on the front according to IEC 60529	IP00
--	------

Display

display version for switching status	Slide switch
--------------------------------------	--------------

Approvals Certificates

Environment	General Product Approval
--------------------	---------------------------------

[Environmental Con-
firmations](#)



General Product Approval	For use in hazardous locations	Test Certificates	Maritime application
---------------------------------	---------------------------------------	--------------------------	-----------------------------



[Type Test Certificates/Test Report](#)

[Special Test Certificate](#)



Maritime application



other	Railway
--------------	----------------

[Confirmation](#)

[Confirmation](#)



[Special Test Certificate](#)

Further information

Information on the packaging
<https://support.industry.siemens.com/cs/ww/en/view/109813875>
 Information for data generation and storage
<https://support.industry.siemens.com/cs/ww/en/view/109995012>
 Information- and Downloadcenter (Catalogs, Brochures,...)
<https://www.siemens.com/ic10>
 Industry Mall (Online ordering system)
<https://mall.industry.siemens.com/mall/en/en/Catalog/product?mifb=3RU2116-0CJ0>
 Service&Support (Manuals, Certificates, Characteristics, FAQs,...)
<https://support.industry.siemens.com/cs/ww/en/ps/3RU2116-0CJ0>

Image database (product images, 2D dimension drawings, 3D models, device circuit diagrams, EPLAN macros, ...)

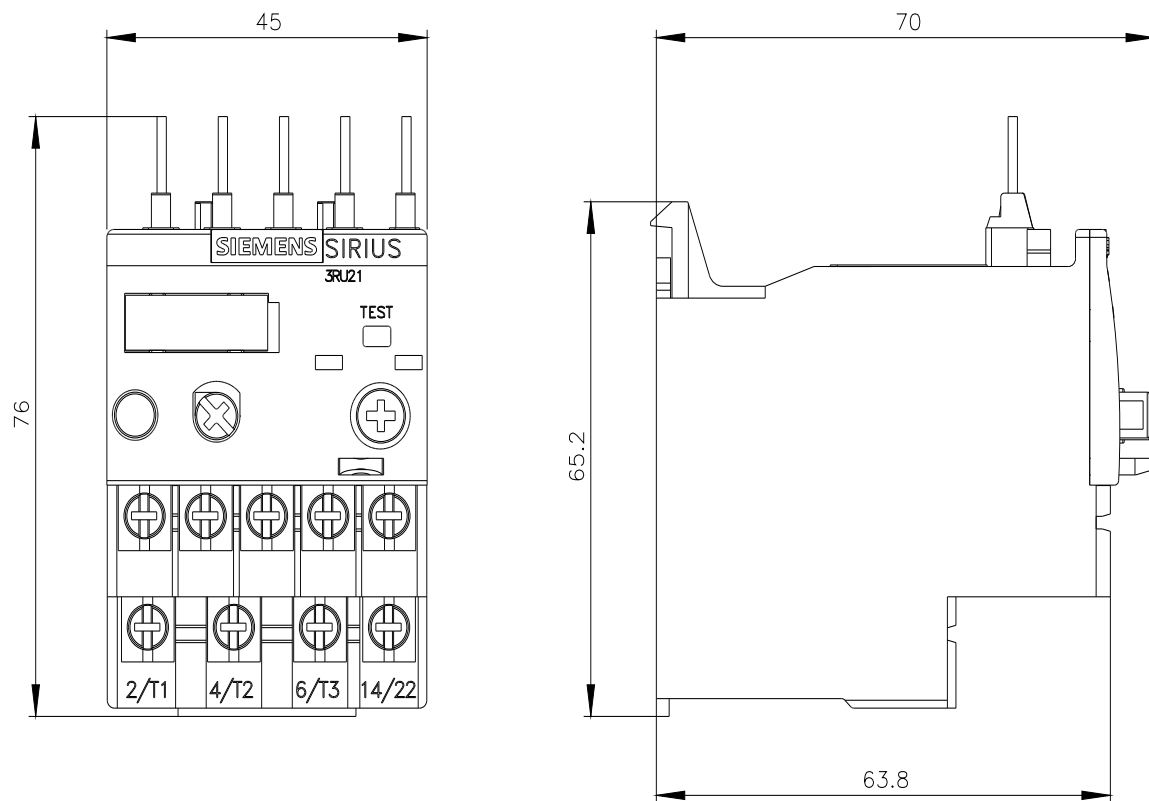
https://www.automation.siemens.com/bilddb/cax_de.aspx?mlfb=3RU2116-0CJ0&lang=en

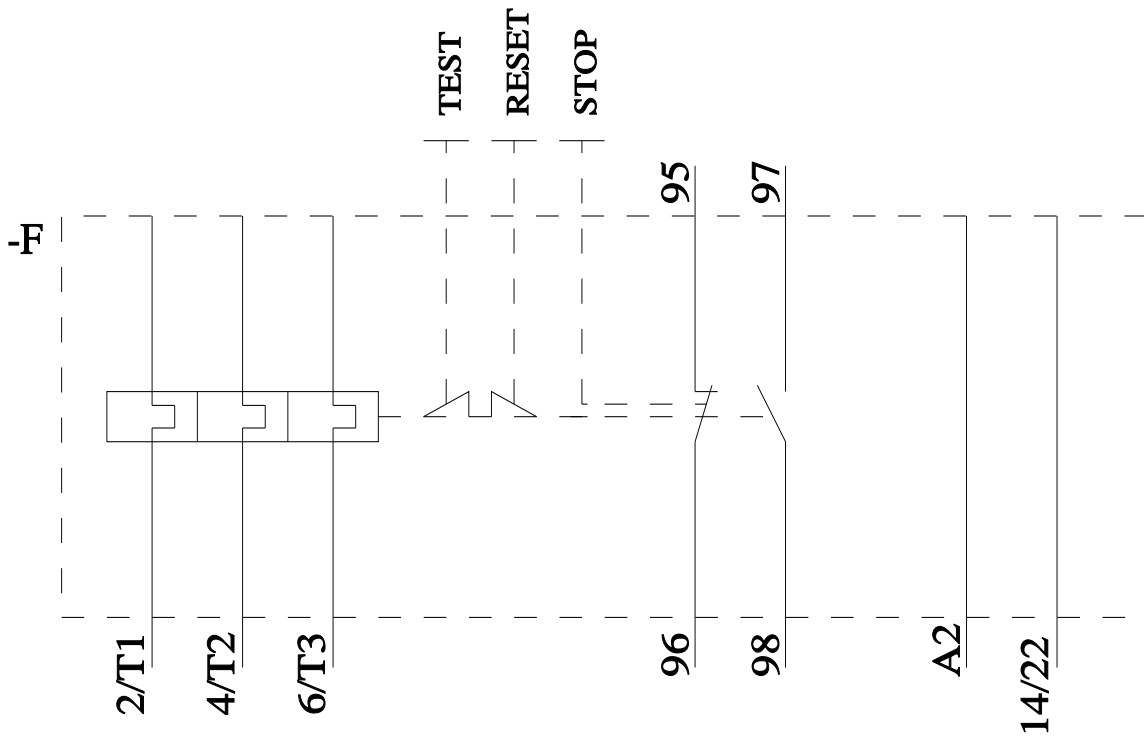
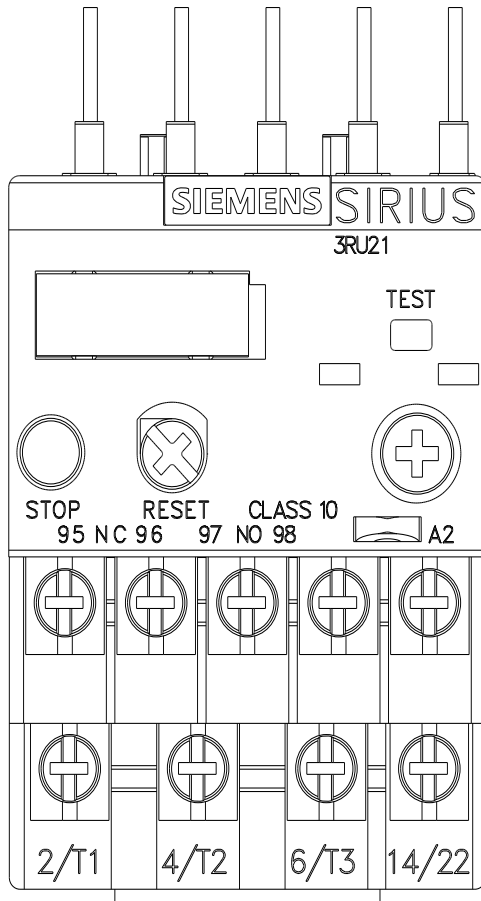
Cax online generator

<https://support.automation.siemens.com/WW/CAXorder/default.aspx?lang=en&mlfb=3RU2116-0CJ0>

Characteristic curves

[https://curves.simaris.siemens.com/curves/<mmp_prod_noCOMP="HAUPT"></mmp_prod_no>](https://curves.simaris.siemens.com/curves/<mmp_prod_noCOMP=)





last modified:

4/21/2026