



Figure similar

RS1-X for ET 200S Standard reversing starter expandable Setting range 1.8...2.5 A AC-3, 0.9 kW /400 V Electromechanical starter for brake control module

product brand name	SIMATIC
product designation	Motor starters
design of the product	reversing starter
product type designation	ET 200S
General technical data	
product function on-site operation	Yes
power loss [W] for rated value of the current	
• at AC in hot operating state	10 W
• at AC in hot operating state per pole	3.33 W
• without load current share typical	4.12 W
insulation voltage rated value	500 V
degree of pollution	3 at 400 V, 2 at 500 V according to IEC60664 (IEC61131)
surge voltage resistance rated value	6 kV
maximum permissible voltage for protective separation between main and auxiliary circuit	400 V
shock resistance	5 g / 11 ms
vibration resistance	2 g
operating frequency maximum	750 1/h
mechanical service life (operating cycles) of the main contacts typical	100 000
type of coordination	1
reference code according to IEC 81346-2	Q
Substance Prohibitance (day/month/year)	10/26/2016
SVHC substance name	Lead CAS-No. 7439-92-1 Lead monoxide (lead oxide) CAS-No. 1317-36-8 2-methyl-1-(4-methylthiophenyl)-2-morpholinopropan-1-one CAS-No. 71868-10-5 Melamine CAS-No. 108-78-1
Net Weight	1.379 kg
product function	
• direct start	No
• reverse starting	Yes
product component motor brake output	Yes
product feature	
• brake control with 230 V AC	No
• brake control with 24 V DC	No
• brake control with 180 V DC	No
• brake control with 500 V DC	No
product extension braking module for brake control	Yes
product function short circuit protection	Yes

design of short-circuit protection	circuit-breakers
maximum short-circuit current breaking capacity (Icu)	
<ul style="list-style-type: none"> at 400 V rated value 	50 kA
Electromagnetic compatibility	
EMC emitted interference according to IEC 60947-1	CISPR11, ambience A (industrial sector)
EMC immunity according to IEC 60947-1	corresponds to degree of severity 3, ambience A (industrial sector)
conducted interference	
<ul style="list-style-type: none"> due to burst according to IEC 61000-4-4 	2 kV on voltage supply, inputs and outputs
<ul style="list-style-type: none"> due to conductor-earth surge according to IEC 61000-4-5 	2 kV (U > 24 V DC)
<ul style="list-style-type: none"> due to conductor-conductor surge according to IEC 61000-4-5 	1 kV (U > 24 V DC)
field-based interference according to IEC 61000-4-3	80 MHz ... 1 GHz 10 V/m, 1.4 GHz ... 2 Hz 3 V/m, 2 GHz ... 2.7 GHz 1 V/m
Safety related data	
proportion of dangerous failures	
<ul style="list-style-type: none"> with low demand rate according to SN 31920 	50 %
<ul style="list-style-type: none"> with high demand rate according to SN 31920 	75 %
B10 value with high demand rate according to SN 31920	1 000 000
failure rate [FIT] with low demand rate according to SN 31920	100 FIT
IEC 61508	
T1 value for proof test interval or service life according to IEC 61508	20 a
Electrical Safety	
protection class IP on the front according to IEC 60529	IP20
touch protection on the front according to IEC 60529	finger-safe
Main circuit	
number of poles for main current circuit	3
design of the switching contact	electromechanical
adjustable current response value current of the current-dependent overload release	1.8 ... 2.5 A
type of the motor protection	bimetal
operating voltage rated value	200 ... 400 V
operating frequency 1 rated value	50 Hz
operating frequency 2 rated value	60 Hz
relative positive tolerance of the operating frequency	10 %
relative negative tolerance of the operating frequency	10 %
operating range relative to the operating voltage at AC at 50 Hz	200 ... 440 V
operational current	
<ul style="list-style-type: none"> at AC-3 at 400 V rated value 	2.5 A
operating power at AC-3 at 400 V rated value	0.9 kW
operating power for 3-phase motors at 400 V at 50 Hz	0.9 kW
Inputs/ Outputs	
product function	
<ul style="list-style-type: none"> digital inputs parameterizable 	No
<ul style="list-style-type: none"> digital outputs parameterizable 	No
number of digital inputs	0
number of sockets	
<ul style="list-style-type: none"> for digital output signals 	0
<ul style="list-style-type: none"> for digital input signals 	0
Supply voltage	
type of voltage of the supply voltage	DC
supply voltage 1 at DC	24 V
supply voltage 1 at DC rated value	
<ul style="list-style-type: none"> minimum permissible 	20.4 V
<ul style="list-style-type: none"> maximum permissible 	28.8 V
Control circuit/ Control	
type of voltage of the control supply voltage	DC
control supply voltage at DC rated value	20.4 ... 28.8 V
control supply voltage 1 at DC rated value	20.4 ... 28.8 V
control supply voltage 1 at DC	24 V

power loss [W] in auxiliary and control circuit	
<ul style="list-style-type: none"> ● in switching state OFF <ul style="list-style-type: none"> — with bypass circuit 0.3744 W — without bypass circuit 0.374 W ● in switching state ON <ul style="list-style-type: none"> — with bypass circuit 4.1184 W — without bypass circuit 4.118 W 	
Installation/ mounting/ dimensions	
mounting position	vertical, horizontal
fastening method	pluggable on terminal module
height	265 mm
width	90 mm
depth	120 mm
Ambient conditions	
installation altitude at height above sea level maximum	2 000 m
ambient temperature	
<ul style="list-style-type: none"> ● during operation 0 ... 60 °C ● during storage -40 ... +70 °C ● during transport -40 ... +70 °C 	
relative humidity during operation	5 ... 95 %
Communication/ Protocol	
protocol is supported	
<ul style="list-style-type: none"> ● PROFIBUS DP protocol Yes ● PROFINET protocol Yes 	
design of the interface PROFINET protocol	Yes
product function bus communication	Yes
protocol is supported AS-Interface protocol	No
product function	
<ul style="list-style-type: none"> ● supports PROFlenergy measured values No ● supports PROFlenergy shutdown No 	
address space memory of address range	
<ul style="list-style-type: none"> ● of the inputs 1 byte ● of the outputs 1 byte 	
type of electrical connection	
<ul style="list-style-type: none"> ● of the communication interface via backplane bus ● for communication transmission via backplane bus 	
Connections/ Terminals	
type of electrical connection for main current circuit	screw-type terminals
type of electrical connection	
<ul style="list-style-type: none"> ● 1 for digital input signals using control module ● 2 for digital input signals using control module 	
type of electrical connection	
<ul style="list-style-type: none"> ● at the manufacturer-specific device interface plug ● for main energy infeed screw-type terminals ● for load-side outgoing feeder Screw-type terminals ● for main energy transmission via energy bus ● for supply voltage line-side via backplane bus ● for supply voltage transmission via backplane bus 	
UL/CSA ratings	
operating voltage at AC at 60 Hz according to CSA and UL rated value	600 V
Approvals Certificates	
General Product Approval	EMV



For use in hazardous locations	Test Certificates	other	Dangerous goods	Environment
--------------------------------	-------------------	-------	-----------------	-------------



[Type Test Certificates/Test Report](#)



[Confirmation](#)

[Transport Information](#)

[Environmental Confirmations](#)

Further information

Information on the packaging

<https://support.industry.siemens.com/cs/ww/en/view/109813875>

Information for data generation and storage

<https://support.industry.siemens.com/cs/ww/en/view/109995012>

Information- and Downloadcenter (Catalogs, Brochures,...)

<https://www.siemens.com/ic10>

Industry Mall (Online ordering system)

<https://mall.industry.siemens.com/mall/en/en/Catalog/product?mlfb=3RK1301-1CB00-1AA2>

Cax online generator

<https://support.automation.siemens.com/WW/CAXorder/default.aspx?lang=en&mlfb=3RK1301-1CB00-1AA2>

Service&Support (Manuals, Certificates, Characteristics, FAQs,...)

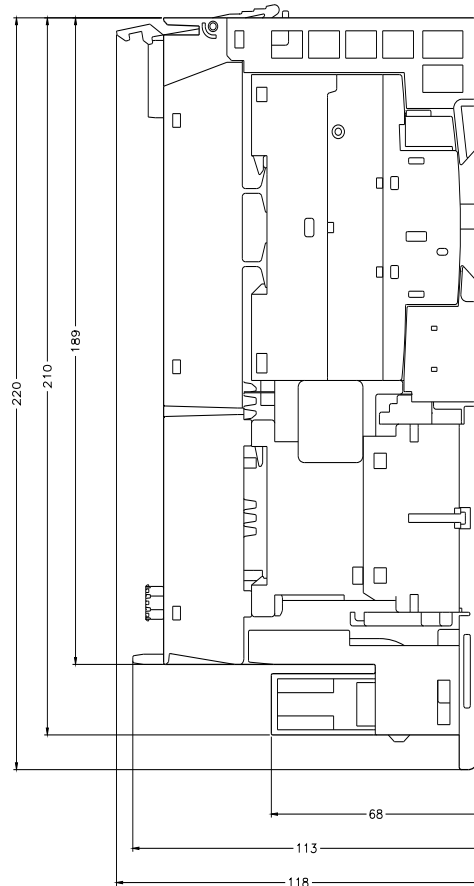
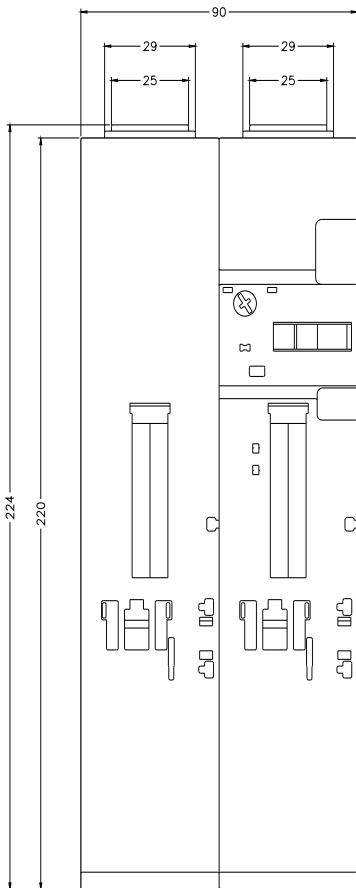
<https://support.industry.siemens.com/cs/ww/en/ps/3RK1301-1CB00-1AA2>

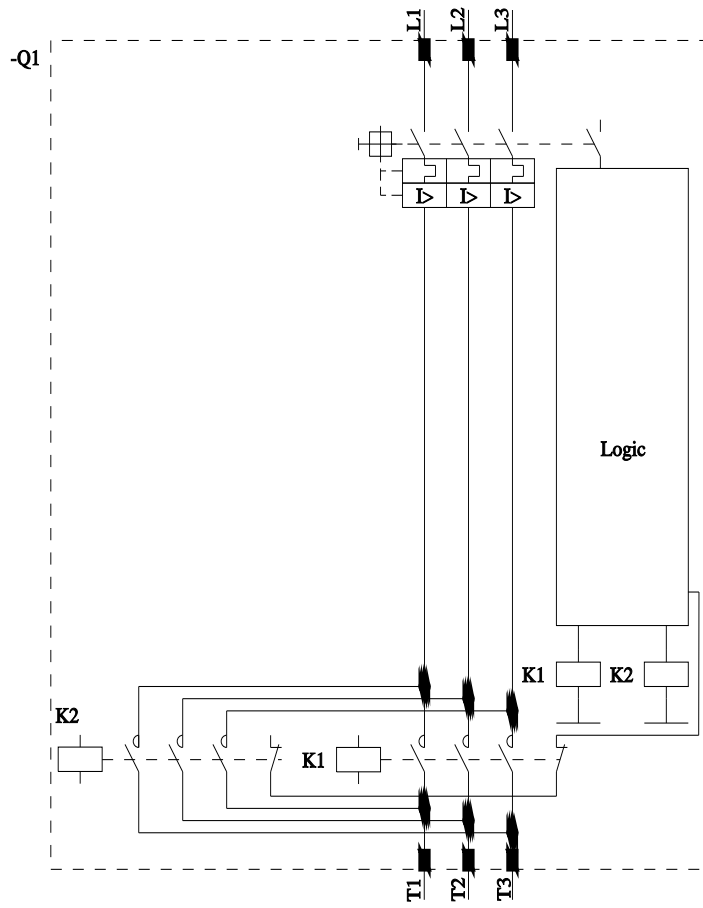
Image database (product images, 2D dimension drawings, 3D models, device circuit diagrams, EPLAN macros, ...)

https://www.automation.siemens.com/bilddb/cax_de.aspx?mlfb=3RK1301-1CB00-1AA2&lang=en

Characteristic curves

[https://curves.simaris.siemens.com/curves/<mmp_prod_noCOMP="HAUPT"></mmp_prod_no>](https://curves.simaris.siemens.com/curves/<mmp_prod_noCOMP=)





last modified:

4/4/2026 