

Product datasheet

Specifications



Plug in relay, Harmony Relay, interface, RXG, 2 C/O standard 200 V AC, 5 A, with LED

RXG23L7

⚠ Discontinued on: 1 Nov 2020

⚠ Discontinued

Main

Range of product	Harmony Relay
Series name	Interface relay
Product or component type	Plug-in relay
Device short name	RXG
Contacts type and composition	2 C/O
[Ithe] conventional enclosed thermal current	5 A at -40...55 °C
Local signalling	Flag

Complementary

status LED	With
Electrical durability	100000 cycles for NO resistive load at 55 °C 100000 cycles for NC resistive load at 55 °C
Mounting position	Any position
colour of cover	Standard
[Ui] rated insulation voltage	250 V conforming to IEC 300 V conforming to CSA 300 V conforming to UL
Maximum switching voltage	250 V AC 30 V DC
Drop-out voltage threshold	$\geq 0.3 U_c$ AC
[Ie] rated operational current	10 A at 30 V (DC) conforming to UL 10 A at 30 V (DC) conforming to IEC 10 A at 250 V (AC) conforming to UL 10 A at 250 V (AC) conforming to IEC
Load current	5 A at 250 V AC
Minimum switching capacity	50 mW at 10 mA, 5 V DC
Maximum switching capacity	1250 VA
torque value	0.8 N.m
Average resistance	20300 Ohm at 23 °C +/- 15 %
Contact resistance	100 mOhm
Insulation resistance	1000 MOhm at 500 V DC
Electrical insulation class	Class F
Mechanical durability	10000000 cycles
Safety reliability data	B10d = 100000

Operating rate	<= 1800 cycles/hour under load <= 18000 cycles/hour no-load
Utilisation coefficient	20 %
Operating time	20 ms
reset time	20 ms
Dielectric strength	1000 V AC between contacts with micro disconnection 5000 V AC between coil and contact with reinforced insulation 3000 V AC between poles with basic insulation
[Uimp] rated impulse withstand voltage	1200 V AC between contacts with micro disconnection 6000 V between coil and contact with reinforced insulation 1500 V between terminals and case with basic insulation
Overvoltage category	III
Protection category	RT I
Pollution degree	2
Device presentation	Complete product
Contacts material	Silver alloy (AgSnO2In2O3)
Net weight	0.02 kg

Environment

Standards	UL 508 IEC 61810-1 CSA C22.2 No 14
Product certifications	CE UL CSA DNV
Ambient air temperature for storage	-40...85 °C
Ambient air temperature for operation	-40...70 °C
IP degree of protection	IP40
Relative humidity	10...85 %
Vibration resistance	3 gn, amplitude = +/- 0.75 mm (f = 10...150 Hz)in operation 5 gn, amplitude = +/- 0.75 mm (f = 10...150 Hz)not in operation

Packing Units

Unit Type of Package 1	PCE
Number of Units in Package 1	1

Contractual warranty

Warranty (in months)	18
-----------------------------	----



Environmental Data

Schneider Electric aims to achieve Net Zero status by 2050 through supply chain partnerships, lower impact materials, and circularity via our ongoing “Use Better, Use Longer, Use Again” campaign to extend product lifetimes and recyclability.

[Environmental Data explained >](#)

[How we assess product sustainability >](#)

Use Longer



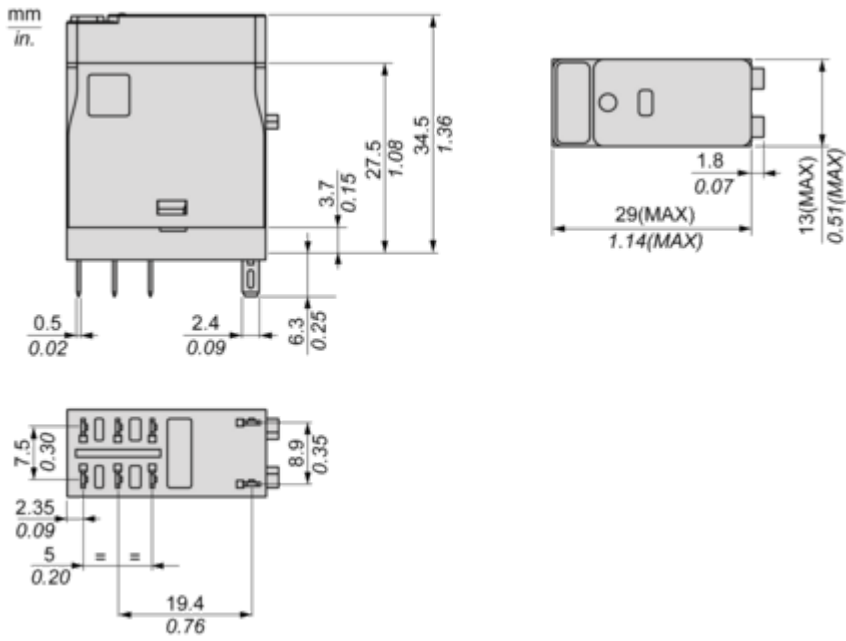
Lifetime extension

Repair

No

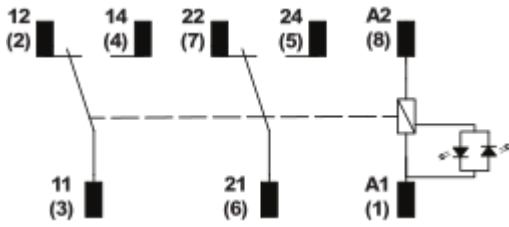
Dimensions Drawings

Dimensions



Connections and Schema

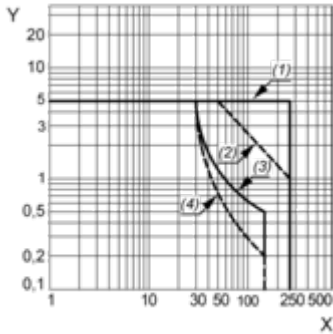
Wiring Diagram



Performance Curves

Performance Curves

Maximum Switching Capacity



X : Switching voltage (V)

Y : Switching current (A)

(1) AC Resistive Load

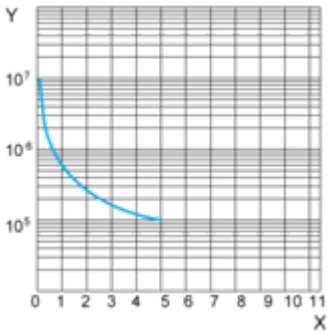
(2) AC Inductive Load $\cos(\phi)=0.4$

(3) DC Resistive Load

(4) DC Inductive Load (L/R=7ms)

Life Expectancy

Resistive Load

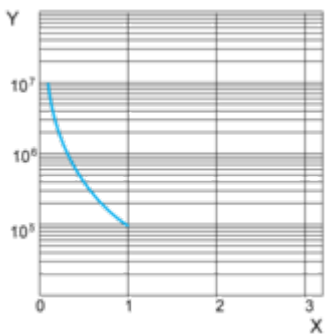


X : Contact Current (A)

Y : Operating Cycle Number

Life Expectancy

Inductive Load



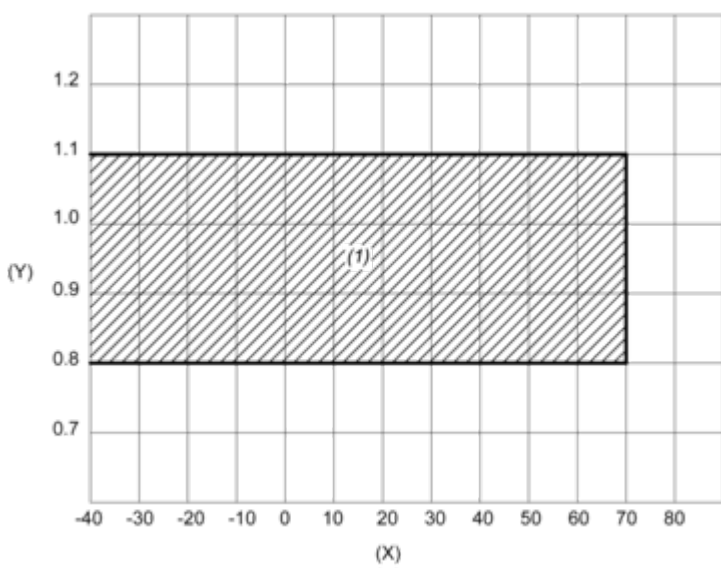
X : Contact Current (A)

Y : Operating Cycle Number

NOTE: These are typical curves, actual durability depends on load, environment, duty cycle, etc.

Coil Operating Range

AC Coil Operating Range VS Ambient Temperature



X : Ambient temperature (°C)

Y : Coil voltage (U/Uc)

(1) Permitted operating range area

Technical Illustration

Dimensions

