







circuit breaker 3VA1 IEC Frame 250 breaking capacity class M Icu=55 kA @ 415 V
4-pole, line protection TM220, ATFM, In=200 A overload protection Ir=140 A...200
A short-circuit protection li=10 x In N conductor unprotected nut keeper kit for DC
power OEM in China

| Model | |
|---|--|
| product brand name | SENTRON |
| product designation | Molded case circuit breaker |
| design of the product | Line protection |
| design of the overcurrent release | TM220 |
| protection function of the overcurrent release | LI |
| number of poles | 4 |
| General technical data | |
| mechanical service life (operating cycles) / typical | 20 000 |
| electrical endurance (operating cycles) / at AC-1 / at 380/415 V | 8 000 |
| electrical endurance (operating cycles) / at AC-1 / at 690 V | 5 400 |
| product feature / for neutral conductors / upgradable/retrofitable / short-circuit and overload proof | No |
| ground-fault monitoring version | Without |
| product function | |
| • communication function | No |
| • other measurement function | No |
| Net Weight | 2.063 kg |
| Switching capacity according to IEC 60947 | |
| switching capacity class of the circuit breaker | M |
| design of short-circuit protection | For switching power values in DC networks, see the 3VA molded case circuit breaker device manual; link to be found under Service & Support in the last chapter |
| Adjustable parameters | |
| product feature / for L-tripping / can be switched on/off | No |
| design of the N-conductor protection | without |
| product function / grounding protection | No |
| Mechanical Design | |
| product component | |
| • undervoltage release | No |
| • voltage trigger | No |
| • trip indicator | No |
| Connections | |
| arrangement of electrical connectors / for main current circuit | Front terminal |
| type of electrical connection / for main current circuit | nut keeper kit on both ends |
| type of connectable conductor cross-sections / for flat-bar terminal connection / minimum | 13 x 1 mm |
| type of connectable conductor cross-sections / for flat-bar terminal connection / maximum | 25 x 8 mm |
| design of the surface / of the connections / on the top of the switch (N, 1, 3, 5) | Silver |
| design of the surface / of the connections / on the bottom of the switch (N, 2, 4, 6) | Silver |
| Auxiliary circuit | |
| number of CO contacts / for auxiliary contacts | 0 |
| Accessories | |
| product extension / optional / motor drive | Yes |
| Environmental conditions | |
| protection class IP / on the front | IP40 |
| reference code / according to IEC 81346-2 | Q |

Approvals / Certificates

| | | | | | |
|---|---|---|--|---|-------------------------------|
| General Product Approval | | EMV | Test Certificates | | |
|  | Miscellaneous |  | Confirmation |  | Miscellaneous |
| Test Certificates | Maritime application | | other | | |
| Special Test Certificate |  |  | CCS (China Classification Society) | Miscellaneous | Confirmation |
| other | Environment | | | | |
|  | Environmental Confirmations | Environmental Confirmations | | | |

Further information

Information on the packaging

<https://support.industry.siemens.com/cs/ww/en/view/109813875>

Information for data generation and storage

<https://support.industry.siemens.com/cs/ww/en/view/109995012>

Information- and Downloadcenter (Catalogs, Brochures,...)

<https://www.siemens.com/lowvoltage/catalogs>

Industry Mall (Online ordering system)

<https://mall.industry.siemens.com/mall/en/en/Catalog/product?mlfb=3VA1220-5EE42-0AA0-Z D00>

Service&Support (Manuals, Certificates, Characteristics, FAQs,...)

<https://support.industry.siemens.com/cs/ww/en/ps/3VA1220-5EE42-0AA0-Z D00>

Image database (product images, 2D dimension drawings, 3D models, device circuit diagrams, ...)

https://www.automation.siemens.com/bilddb/cax_en.aspx?mlfb=3VA1220-5EE42-0AA0-Z D00

CAX-Online-Generator

<https://www.siemens.com/cax>

Tender specifications

<https://www.siemens.com/specifications>

Characteristic curves

[https://curves.simaris.siemens.com/curves/<mmp_prod_noCOMP="HAUPT"></mmp_prod_no>](https://curves.simaris.siemens.com/curves/<mmp_prod_noCOMP=)

last modified:

4/3/2025 

