







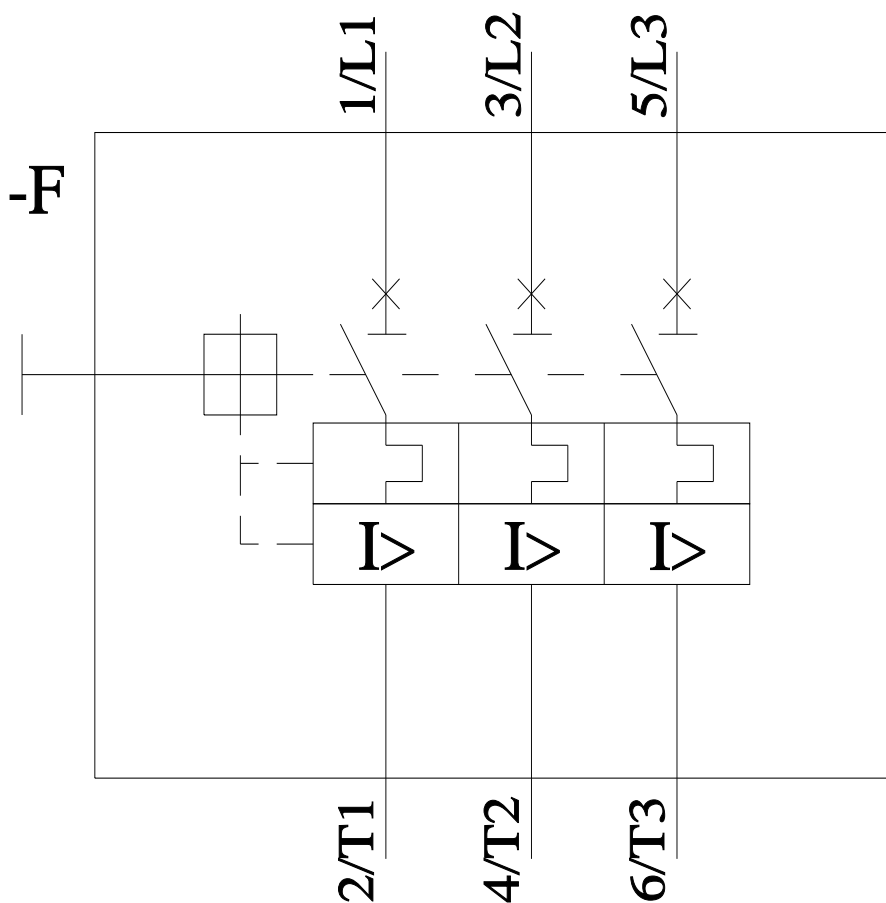
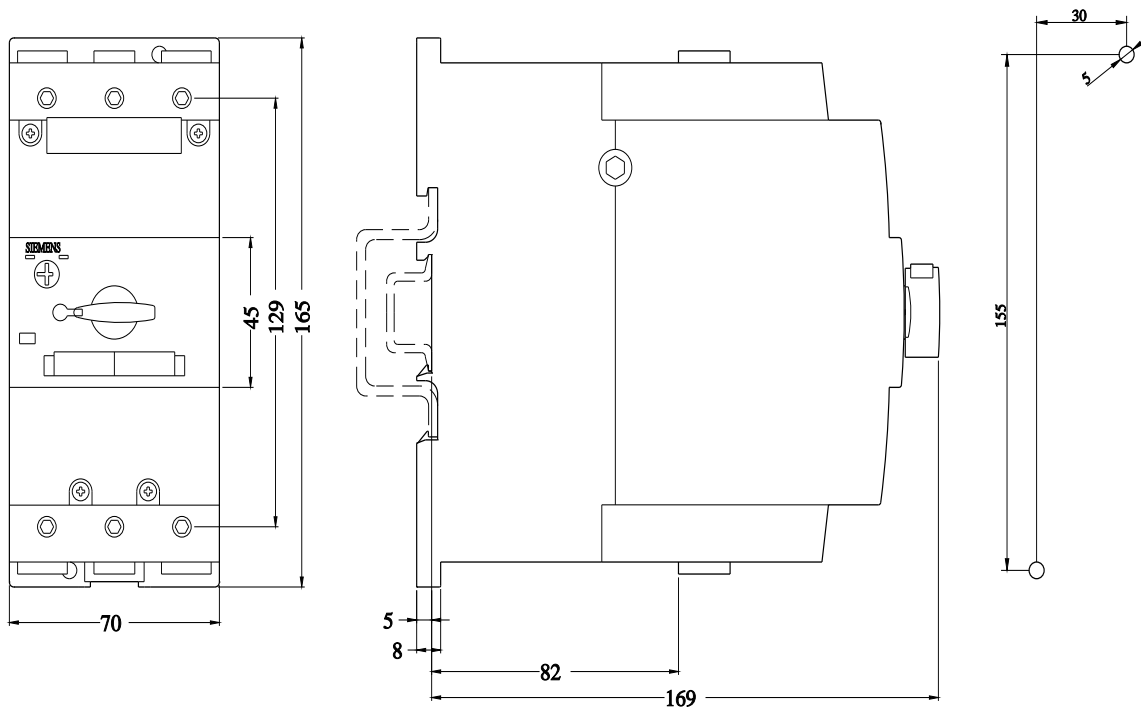


Figure similar

Circuit breaker 70...90 A, A-release 70...90A, for motor protection, class 10, short-circuit release 1170 A, screw terminal standard switching capacity SIRIUS

<b>product brand name</b>	SIRIUS
<b>product designation</b>	Circuit breaker
<b>design of the product</b>	for motor protection
<b>product type designation</b>	3RV5
<b>General technical data</b>	
<b>size of the circuit-breaker</b>	S3
<b>power loss [W] total typical</b>	30 W
power loss [W] for rated value of the current at AC in hot operating state per pole	12.7 W
<b>type of calculation of power loss current-dependent</b>	quadratic
insulation voltage with degree of pollution 3 at AC rated value	690 V
<b>surge voltage resistance rated value</b>	6 kV
<b>shock resistance according to IEC 60068-2-27</b>	25 g / 11 ms
<b>Substance Prohibitance (day/month/year)</b>	07/01/2006
<b>SVHC substance name</b>	Lead CAS-No. 7439-92-1
<b>Net Weight</b>	2.235 kg
<b>Ambient conditions</b>	
installation altitude at height above sea level maximum	2 000 m
<b>ambient temperature</b>	
• during operation	-20 ... +60 °C
• during transport	-50 ... +80 °C
relative humidity during operation	10 ... 95 %
<b>Main circuit</b>	
<b>number of poles for main current circuit</b>	3
<b>adjustable current response value current of the current-dependent overload release</b>	70 ... 90 A
<b>operating voltage</b>	
• rated value	690 V
• at AC-3 rated value maximum	690 V
<b>operating frequency rated value</b>	50 ... 60 Hz
<b>operational current rated value</b>	90 A
operational current at AC-3 at 400 V rated value	90 A
operating frequency at AC-3 maximum	15 1/h
<b>Protective and monitoring functions</b>	
<b>trip class</b>	CLASS 10
<b>design of the overload release</b>	thermal
maximum short-circuit current breaking capacity (I <sub>cu</sub> ) at AC at 400 V rated value	50 kA
operating short-circuit current breaking capacity (I <sub>cs</sub> ) at AC at	25 kA

400 V rated value	
response value current of instantaneous short-circuit trip unit	1 170 A
<b>Short-circuit protection</b>	
product function short circuit protection	Yes
design of the short-circuit trip	magnetic
<b>Installation/ mounting/ dimensions</b>	
mounting position	any
fastening method	screw and snap-on mounting onto 35 mm DIN rail according to DIN EN 50022
height	165 mm
width	70 mm
depth	174 mm
required spacing for grounded parts	
<ul style="list-style-type: none"> <li>• forwards</li> <li>• backwards</li> <li>• upwards</li> <li>• at the side</li> <li>• downwards</li> </ul>	167 mm 0 mm 50 mm 30 mm 50 mm
<b>Connections/ Terminals</b>	
type of electrical connection	
<ul style="list-style-type: none"> <li>• for main current circuit</li> </ul>	screw-type terminals with box terminals
arrangement of electrical connectors for main current circuit	Top and bottom
type of connectable conductor cross-sections for main contacts	
<ul style="list-style-type: none"> <li>• solid or stranded</li> <li>• finely stranded with core end processing</li> </ul>	2x (2.5 ... 16 mm <sup>2</sup> ), 2x (10 ... 50 mm <sup>2</sup> ), 1x (10 ... 70 mm <sup>2</sup> ) 2x (2.5 ... 35 mm <sup>2</sup> ), 1x (2.5 ... 50 mm <sup>2</sup> )
tightening torque	
<ul style="list-style-type: none"> <li>• for main contacts with screw-type terminals</li> </ul>	4 ... 6 N·m
<b>Electrical Safety</b>	
protection class IP on the front according to IEC 60529	IP20
touch protection on the front according to IEC 60529	finger-safe, for vertical contact from the front
<b>Approvals Certificates</b>	
<b>General Product Approval</b>	
 <a href="#">Confirmation</a>   	
<a href="#">Type Test Certificates/Test Report</a>	
<b>Maritime application</b>	
<b>other</b>	
<b>Environment</b>	
 <a href="#">CCS (China Classification Society)</a> <a href="#">Miscellaneous</a> <a href="#">Confirmation</a>  <a href="#">Environmental Confirmations</a>	
<b>Further information</b>	
<b>Service&amp;Support (Manuals, Certificates, Characteristics, FAQs,...)</b> <a href="https://support.industry.siemens.com/cs/products?pnid=16027&amp;lc=en-CN">https://support.industry.siemens.com/cs/products?pnid=16027&amp;lc=en-CN</a>	



last modified:

5/16/2026

