



SIRIUS motor starter M200D AS-i communication: AS-Interface reversing starter basic electronic switching AC-3, 0.75 kW/400 V 0.15 A...2.00 A electronic overload protection thermistor: thermoclick / PTC with brake contact 400 V AC 2 DI AS-i + 2 DI / 1 DO on device Han Q4/2 - Han Q8/0 with manual on-site operation and keyswitch

<b>product brand name</b>	SIRIUS
<b>product designation</b>	Motor starters
<b>design of the product</b>	reversing starter
<b>product type designation</b>	M200D
<b>product function</b>	
• on-site operation	Yes
• control circuit interface to parallel wiring	No
<b>insulation voltage rated value</b>	500 V
<b>degree of pollution</b>	3
<b>surge voltage resistance rated value</b>	6 000 V
<b>maximum permissible voltage for protective separation</b>	
• between main and auxiliary circuit	400 V
• between control and auxiliary circuit	24 V
<b>shock resistance</b>	12 g / 11 ms
<b>vibration resistance</b>	7 mm / 2 g
<b>type of coordination</b>	1
<b>Substance Prohibitance (day/month/year)</b>	07/01/2006
<b>SVHC substance name</b>	Lead CAS-No. 7439-92-1 Lead monoxide (lead oxide) CAS-No. 1317-36-8 2-methyl-1-(4-methylthiophenyl)-2-morpholinopropan-1-one CAS-No. 71868-10-5 Melamine CAS-No. 108-78-1 6,6'-di-tert-butyl-2,2'-methylenedi-p-cresol CAS-No. 119-47-1
<b>Net Weight</b>	4.2 kg
<b>product function</b>	
• direct start	No
• reverse starting	Yes
<b>product component motor brake output</b>	Yes
<b>product feature</b>	
• brake control with 230 V AC	Yes
• brake control with 400 V AC	Yes
• brake control with 24 V DC	No
• brake control with 180 V DC	No
• brake control with 500 V DC	No
<b>product extension braking module for brake control</b>	No
<b>product function short circuit protection</b>	Yes
<b>design of short-circuit protection</b>	circuit-breakers
<b>maximum short-circuit current breaking capacity (I<sub>cu</sub>)</b>	
• at 400 V rated value	50 000 A
• at 500 V rated value	20 000 A
<b>EMC emitted interference according to IEC 60947-1</b>	CISPR11, ambience A (group 2)

EMC immunity according to IEC 60947-1	corresponds to degree of severity 3, ambience A (industrial sector)
<b>conducted interference</b>	
<ul style="list-style-type: none"> <li>• due to burst according to IEC 61000-4-4</li> <li>• due to conductor-earth surge according to IEC 61000-4-5</li> <li>• due to conductor-conductor surge according to IEC 61000-4-5</li> </ul>	2 kV network connection / 1 kV control connection 2 kV 1 kV
<b>Safety related data</b>	
<b>proportion of dangerous failures</b>	
<ul style="list-style-type: none"> <li>• with low demand rate according to SN 31920</li> <li>• with high demand rate according to SN 31920</li> </ul>	50 % 75 %
<b>B10 value with high demand rate according to SN 31920</b>	1 000 000
<b>failure rate [FIT] with low demand rate according to SN 31920</b>	100 FIT
<b>IEC 61508</b>	
T1 value for proof test interval or service life according to IEC 61508	20 a
<b>Electrical Safety</b>	
<b>touch protection against electrical shock</b>	finger-safe
<b>Main circuit</b>	
<b>number of poles for main current circuit</b>	3
<b>design of the switching contact</b>	solid-state / thyristor / 2 phases
<b>adjustable current response value current of the current-dependent overload release</b>	0.15 ... 2 A
<b>type of the motor protection</b>	full motor protection
operating voltage rated value	200 ... 440 V
<b>operational current</b>	
<ul style="list-style-type: none"> <li>• at AC at 400 V rated value</li> <li>• at AC-3 at 400 V rated value</li> </ul>	2 A 2 A
<b>operating power</b>	
<ul style="list-style-type: none"> <li>• at AC-3               <ul style="list-style-type: none"> <li>— at 400 V rated value</li> <li>— at 500 V rated value</li> </ul> </li> <li>• at AC-3e               <ul style="list-style-type: none"> <li>— at 400 V rated value</li> <li>— at 500 V rated value</li> </ul> </li> </ul>	0.75 kW 750 W 1 kW 0.75 kW
<b>product function</b>	
<ul style="list-style-type: none"> <li>• digital inputs parameterizable</li> <li>• digital outputs parameterizable</li> </ul>	No No
<b>number of digital inputs</b>	4
<b>number of sockets</b>	
<ul style="list-style-type: none"> <li>• for digital output signals</li> <li>• for digital input signals</li> </ul>	1 4
<b>number of digital outputs</b>	1
<b>Supply voltage</b>	
<b>type of voltage of the supply voltage</b>	DC
<b>supply voltage 1 at DC</b>	24 V
<b>supply voltage 1 at DC rated value</b>	30 V
<ul style="list-style-type: none"> <li>• minimum permissible</li> <li>• maximum permissible</li> </ul>	26.5 V 31.6 V
<b>Control circuit/ Control</b>	
<b>type of voltage of the control supply voltage</b>	DC
<b>control supply voltage at DC rated value</b>	20.4 ... 28.8 V
<b>control supply voltage 1 at DC rated value</b>	24 V
<b>control supply voltage 1 at DC rated value</b>	20.4 ... 28.8 V
<b>control supply voltage 1 at DC</b>	20.4 ... 28.8 V
<b>control current at DC</b>	
<ul style="list-style-type: none"> <li>• in standby mode of operation</li> <li>• during operation</li> </ul>	100 mA 600 mA
<b>power loss [W] in auxiliary and control circuit</b>	
<ul style="list-style-type: none"> <li>• in switching state OFF with bypass circuit</li> </ul>	1.9584 W

<ul style="list-style-type: none"> <li>in switching state ON with bypass circuit</li> </ul>	6.9408 W
<b>Response times</b>	
<b>ON-delay time</b>	25 ms
<b>OFF-delay time</b>	35 ms
<b>mounting position</b>	vertical, horizontal, flat
<b>mounting position recommended</b>	horizontal
<b>fastening method</b>	screw fixing
<b>height</b>	215 mm
<b>width</b>	294 mm
<b>depth</b>	159 mm
<b>Ambient conditions</b>	
installation altitude at height above sea level maximum	2 000 m
<b>ambient temperature</b>	
<ul style="list-style-type: none"> <li>during operation</li> </ul>	-25 ... +55 °C
<ul style="list-style-type: none"> <li>during storage</li> </ul>	-40 ... +70 °C
<ul style="list-style-type: none"> <li>during transport</li> </ul>	-40 ... +70 °C
relative humidity during operation	10 ... 95 %
<b>protocol is supported</b>	
<ul style="list-style-type: none"> <li>PROFIBUS DP protocol</li> </ul>	No
<ul style="list-style-type: none"> <li>PROFINET protocol</li> </ul>	No
<b>design of the interface</b>	
<ul style="list-style-type: none"> <li>AS-Interface protocol</li> </ul>	Yes
<ul style="list-style-type: none"> <li>PROFINET protocol</li> </ul>	No
<ul style="list-style-type: none"> <li>PROFIBUS DP protocol</li> </ul>	No
<b>product function bus communication</b>	Yes
protocol is supported AS-Interface protocol	Yes
product function control circuit interface with IO link	No
type of electrical connection of the communication interface	M12 plug
<b>type of electrical connection</b>	
<ul style="list-style-type: none"> <li>for main current circuit</li> </ul>	plug according to ISO 23570, HAN Q4/2
<ul style="list-style-type: none"> <li>for auxiliary and control circuit</li> </ul>	connector
<b>type of electrical connection</b>	
<ul style="list-style-type: none"> <li>1 for digital input signals</li> </ul>	M12 socket
<ul style="list-style-type: none"> <li>1 for digital output signals</li> </ul>	M12 socket
<ul style="list-style-type: none"> <li>2 for digital input signals</li> </ul>	M12 socket
<ul style="list-style-type: none"> <li>3 for digital input signals</li> </ul>	M12 socket
<ul style="list-style-type: none"> <li>4 for digital input signals</li> </ul>	M12 socket
<b>type of electrical connection</b>	
<ul style="list-style-type: none"> <li>at the manufacturer-specific device interface</li> </ul>	optical interface
<ul style="list-style-type: none"> <li>for device addressing</li> </ul>	M12 plug
<ul style="list-style-type: none"> <li>for supply voltage line-side</li> </ul>	M12 plug
full-load current (FLA) for 3-phase AC motor at 480 V rated value	1.6 A
<b>yielded mechanical performance [hp]</b>	
<ul style="list-style-type: none"> <li>for 3-phase AC motor</li> </ul>	
<ul style="list-style-type: none"> <li>— at 460/480 V rated value</li> </ul>	0.7 hp
operating voltage at AC at 60 Hz according to CSA and UL rated value	480 V

**Approvals Certificates**

<b>General Product Approval</b>	EMV
---------------------------------	-----



Test Certificates	other	Dangerous goods	Environment	Industrial Communication
-------------------	-------	-----------------	-------------	--------------------------



**Further information**

**Information on the packaging**

<https://support.industry.siemens.com/cs/ww/en/view/109813875>

**Information for data generation and storage**

<https://support.industry.siemens.com/cs/ww/en/view/109995012>

**Information- and Downloadcenter (Catalogs, Brochures,...)**

<https://www.siemens.com/ic10>

**Industry Mall (Online ordering system)**

<https://mall.industry.siemens.com/mall/en/en/Catalog/product?mlfb=3RK1315-6KS71-3AA3>

**Cax online generator**

<https://support.automation.siemens.com/WW/CAXorder/default.aspx?lang=en&mlfb=3RK1315-6KS71-3AA3>

**Service&Support (Manuals, Certificates, Characteristics, FAQs,...)**

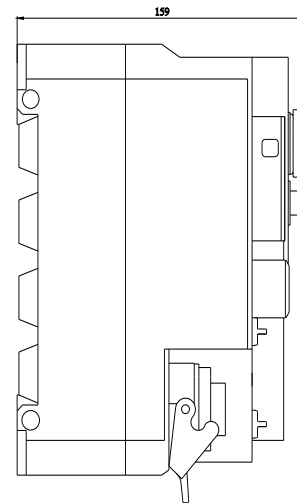
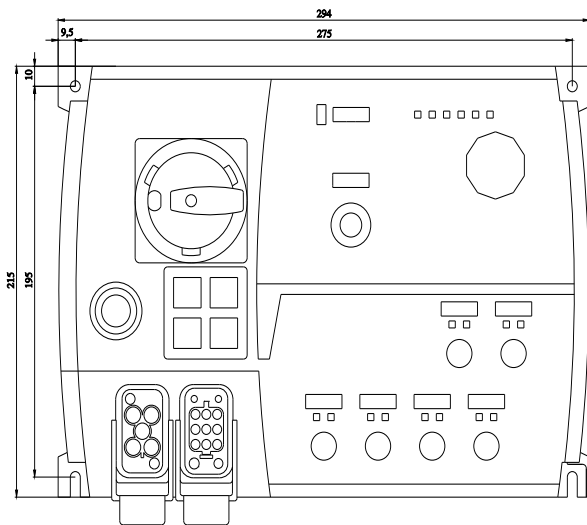
<https://support.industry.siemens.com/cs/ww/en/ps/3RK1315-6KS71-3AA3>

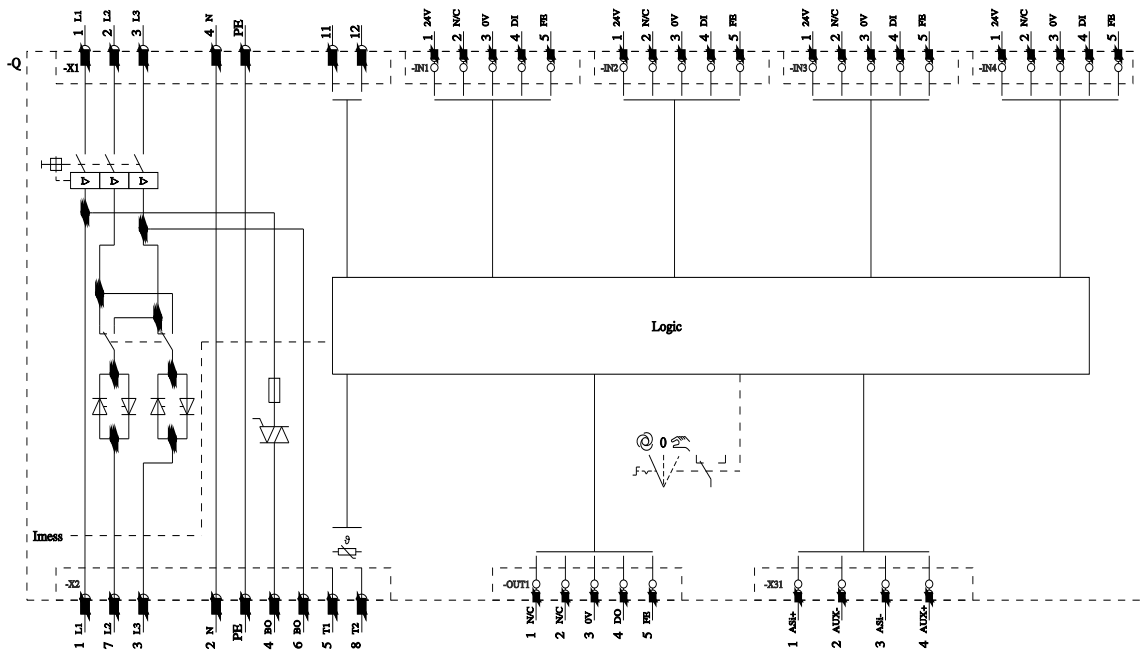
**Image database (product images, 2D dimension drawings, 3D models, device circuit diagrams, EPLAN macros, ...)**

[https://www.automation.siemens.com/bilddb/cax\\_de.aspx?mlfb=3RK1315-6KS71-3AA3&lang=en](https://www.automation.siemens.com/bilddb/cax_de.aspx?mlfb=3RK1315-6KS71-3AA3&lang=en)

**Characteristic curves**

[https://curves.simaris.siemens.com/curves/<mmp\\_prod\\_noCOMP="HAUPT"></mmp\\_prod\\_no>](https://curves.simaris.siemens.com/curves/<mmp_prod_noCOMP=)





last modified:

4/4/2026 