

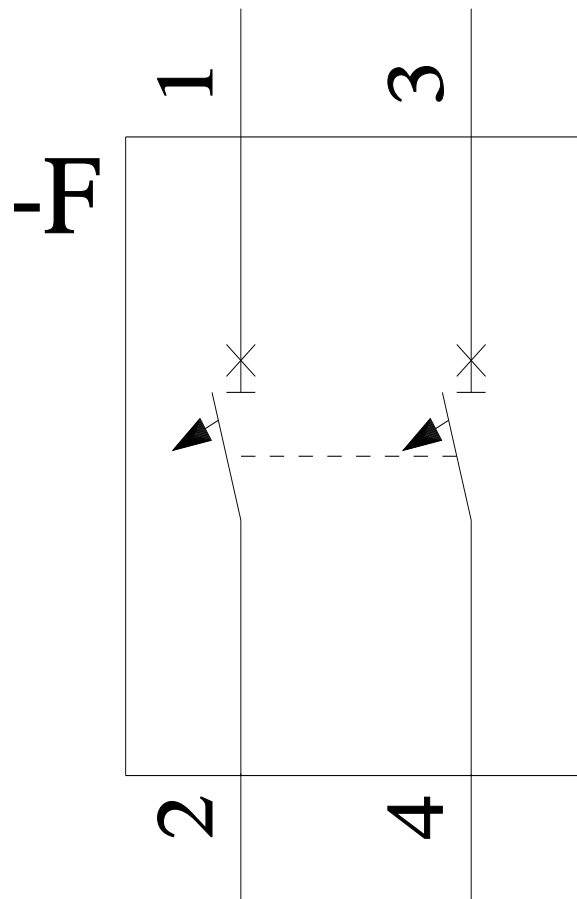
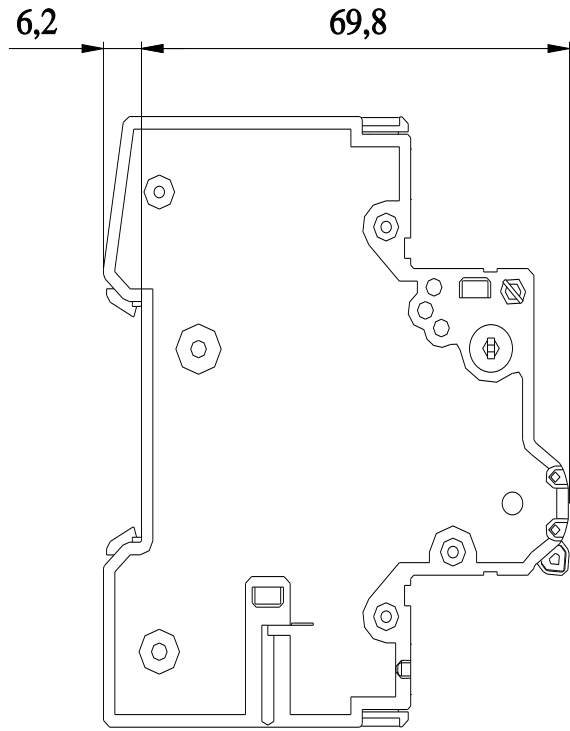
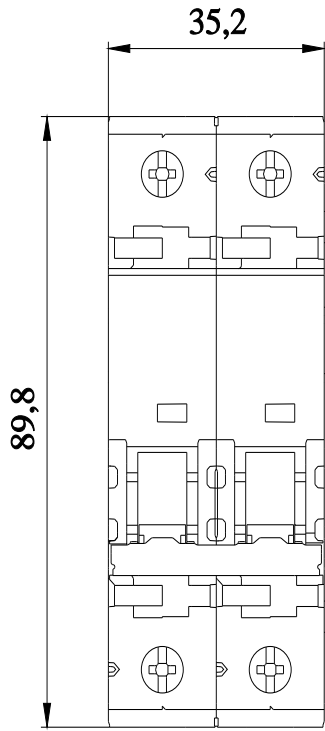


Circuit breaker Universal current 440 V DC 400 V AC 10kA, 2-pole, B, 32A

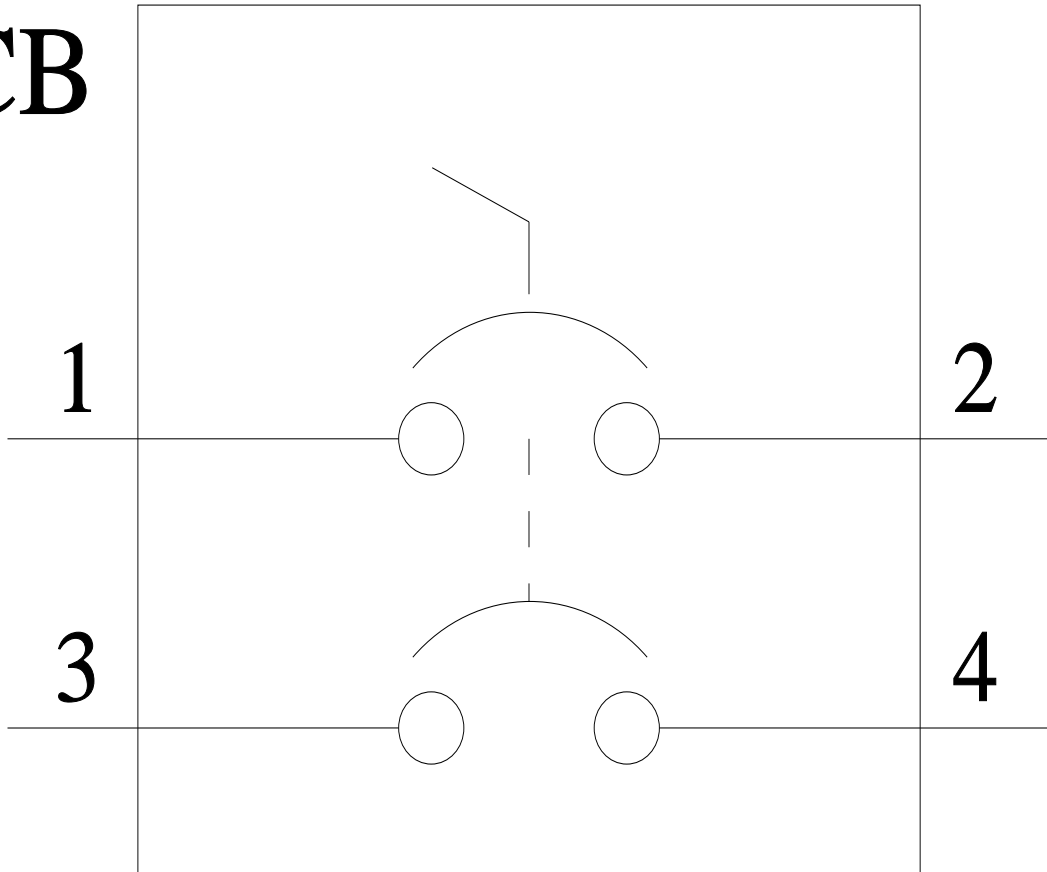
Model	
product brand name	SENTRON
product designation	Miniature circuit breaker
General technical data	
number of poles	2
design of pole	2P
tripping characteristic class	B
mechanical service life (operating cycles) typical	10 000
overvoltage category	3
degree of pollution	3
Voltage	
type of voltage of the operating voltage	AC/DC
insulation voltage (U <sub>i</sub> )	
<ul style="list-style-type: none"> <li>• at DC rated value</li> <li>• with single-phase operation at AC rated value</li> <li>• with multi-phase operation at AC rated value</li> </ul>	250 V 440 V 440 V
<ul style="list-style-type: none"> <li>• operational current               <ul style="list-style-type: none"> <li>— at 40 °C rated value</li> <li>— at 50 °C rated value</li> <li>— at 55 °C rated value</li> <li>— at 60 °C rated value</li> </ul> </li> <li>• operational current at AC rated value</li> </ul>	30.46 A 28.86 A 28 A 27.14 A 32 A
Supply voltage	
supply voltage	
<ul style="list-style-type: none"> <li>• at AC</li> <li>• at DC rated value</li> </ul>	400 V 440 V
value range of the supply voltage frequency	50/60 Hz
operating voltage at DC rated value maximum	500 V
Protection class	
protection class IP	IP20, with connected conductors
Breaking Capacity	
switching capacity current	
<ul style="list-style-type: none"> <li>• at DC according to IEC 60947-2 rated value</li> <li>• according to EN 60898 rated value</li> </ul>	15 kA 10 kA
energy limitation class	3
Dissipation	
power loss [W] for rated value of the current at AC in hot operating state per pole	2.6 W

<b>suitability for operation</b>	Infrastructure / Industry / Mobility
<b>Product details</b>	
<b>product feature touch protection</b>	Yes
<b>product component</b>	
• combined terminal top	Yes
• combined terminal bottom	Yes
• neutral conductor switching	No
<b>product feature properties for main switches in accordance with EN 60204-1</b>	Yes
<b>product feature halogen-free</b>	Yes
<b>product feature sealable</b>	Yes
<b>product feature silicon-free</b>	Yes
<b>product extension installable supplementary devices</b>	Yes
<b>Short circuit</b>	
<b>short-circuit current breaking capacity (Icn)</b>	
• at DC according to EN 60898-2	10 kA
<b>Connections</b>	
<b>connectable conductor cross-section solid</b>	
• minimum	0.75 mm <sup>2</sup>
• maximum	35 mm <sup>2</sup>
<b>connectable conductor cross-section stranded</b>	
• minimum	0.75 mm <sup>2</sup>
• maximum	35 mm <sup>2</sup>
<b>connectable conductor cross-section finely stranded with core end processing</b>	
• minimum	0.75 mm <sup>2</sup>
• maximum	25 mm <sup>2</sup>
<b>AWG number as coded connectable conductor cross section</b>	
• minimum	18
• maximum	4
<b>tightening torque [lbf-in] with screw-type terminals</b>	
• minimum	22 lbf-in
• maximum	31 lbf-in
<b>tightening torque with screw-type terminals</b>	
• minimum	2.5 N·m
• maximum	3.5 N·m
<b>position of power supply cord</b>	AC as required, observe DC polarity
<b>Mechanical Design</b>	
<b>height</b>	90 mm
<b>width</b>	36 mm
<b>depth</b>	76 mm
<b>installation depth</b>	70 mm
<b>number of modular width units</b>	2
<b>fastening method</b>	DIN rail
<b>mounting position</b>	any
<b>Net Weight</b>	330 g
<b>Environmental conditions</b>	
<b>influence of the surrounding temperature</b>	max. 95% RH up to 55°C, max. 55% RH up to 70°C, max. 35% RH up to 75°C
<b>standard</b>	IEC / EN 60898-2, UL1077
<b>vibration resistance according to IEC 60068-2-6</b>	±1mm at 5 to 25Hz; 50m/s <sup>2</sup> at 25 to 150Hz
<b>ambient temperature during operation</b>	
• minimum	-40 °C
• maximum	70 °C
<b>ambient temperature during storage</b>	
• minimum	-40 °C
• maximum	75 °C
<b>number of test cycles for environmental testing according to IEC 60068-2-30</b>	6
<b>Approvals Certificates</b>	

**Environment**[Environmental Confirmations](#)[Environmental Confirmations](#)**General Product Approval**[Miscellaneous](#)[Confirmation](#)**Test Certificates****Maritime application****other****Railway**[Special Test Certificate](#)[Confirmation](#)[Special Test Certificate](#)[Confirmation](#)**Dangerous goods**[Transport Information](#)**Further information****Information on the packaging**<https://support.industry.siemens.com/cs/ww/en/view/109813875>**Information for data generation and storage**<https://support.industry.siemens.com/cs/ww/en/view/109995012>**Information- and Downloadcenter (Catalogs, Brochures,...)**<https://www.siemens.com/lowvoltage/catalogs>**Industry Mall (Online ordering system)**<https://mall.industry.siemens.com/mall/en/en/Catalog/product?mlfb=5SY5232-6>**Service&Support (Manuals, Certificates, Characteristics, FAQs,...)**<https://support.industry.siemens.com/cs/ww/en/ps/5SY5232-6>**Image database (product images, 2D dimension drawings, 3D models, device circuit diagrams, ...)**[https://www.automation.siemens.com/bilddb/cax\\_en.aspx?mlfb=5SY5232-6](https://www.automation.siemens.com/bilddb/cax_en.aspx?mlfb=5SY5232-6)**CAX-Online-Generator**<https://www.siemens.com/cax>**Tender specifications**<https://www.siemens.com/specifications>**Characteristic curves**[https://curves.simaris.siemens.com/curves/<mmp\\_prod\\_noCOMP="HAUPT"></mmp\\_prod\\_no>](https://curves.simaris.siemens.com/curves/<mmp_prod_noCOMP=)



# CB



last modified:

8/6/2025 

