

auxiliary switch, solid-state compatible, on the front, 4 NO, 13/14, 23/24, 33/34, 43/44, current path: 1 NO (solid-state compatible), 1 NO, 1 NO, 1 NO, screw terminal, for 3RT102...-X...-0LA(0.2) with adapter 3RT2926-4NA00 and for 3RT103...-X...-0LA(0.2) with adapter 3RT2936-4NA00

product brand name	SIRIUS
product category	Auxiliary switch
product designation	auxiliary switch
design of the product	for snapping onto the front
product type designation	3RH29
suitability for use	for 3RT2.1, 3RT2.2, 3RT2.3, 3RT2.4, 3RH2
General technical data	
insulation voltage with degree of pollution 3 at AC rated value	690 V
surge voltage resistance rated value	6 kV
protection class IP on the front	IP20
mechanical service life (operating cycles) typical	5 000 000
Net Weight	0.056 kg
number of NC contacts for auxiliary contacts	
• instantaneous contact	0
• lagging switching	0
number of NO contacts for auxiliary contacts	
• instantaneous contact	4
• leading contact	0
number of CO contacts of auxiliary contacts instantaneous contact	0
operational current of auxiliary contacts at DC-13	
• at 24 V	0.3 A
• at 48 V	0.3 A
• at 60 V	0.3 A
design of the miniature circuit breaker for short-circuit protection of the auxiliary circuit up to 230 V	conventional: C characteristic: 10 A; 0.4 kA
contact reliability of auxiliary contacts	one incorrect switching operation of 100 million switching operations (5 V, 1 mA)
Ambient conditions	
ambient temperature	
• during operation	-25 ... +60 °C
• during storage	-55 ... +80 °C
Safety related data	
product function	
• mirror contact according to IEC 60947-4-1	No
• positively driven operation according to IEC 60947-5-1	No
Short-circuit protection	
design of the miniature circuit breaker for short-circuit protection of the auxiliary circuit up to 230 V	conventional: C characteristic: 10 A; 0.4 kA
design of the fuse link for short-circuit protection of the auxiliary switch required	conventional: gG: 10 A (690 V, 1 kA); electronically optimized: FF microfuse 2 A (250 V, 1 kA)
Installation/ mounting/ dimensions	
fastening method	snap-on mounting
height	37.5 mm
width	36 mm
depth	43.7 mm
Connections/ Terminals	
type of electrical connection for auxiliary and control circuit	screw-type terminals
connectable conductor cross-section for auxiliary contacts	

<ul style="list-style-type: none"> • solid or stranded 	0.5 ... 2.5 mm ²
<ul style="list-style-type: none"> • finely stranded with core end processing 	0.5 ... 2.5 mm ²
type of connectable conductor cross-sections <ul style="list-style-type: none"> • for auxiliary contacts <ul style="list-style-type: none"> — solid or stranded — finely stranded with core end processing • for AWG cables for auxiliary contacts 	2x (0.5 ... 1.5 mm ²), 2x (0.75 ... 2.5 mm ²) 2x (0.5 ... 1.5 mm ²), 2x (0.75 ... 2.5 mm ²) 2x (20 ... 16), 2x (18 ... 14)
AWG number as coded connectable conductor cross section for auxiliary contacts	20 ... 14

Approvals Certificates

Environmental Product Declaration	
<ul style="list-style-type: none"> • global warming potential [CO2 eq] / during manufacturing 	0.375 kg
<ul style="list-style-type: none"> • global warming potential [CO2 eq] / during operation 	0.0014 kg
<ul style="list-style-type: none"> • global warming potential [CO2 eq] / after end of life 	0.0202 kg
<ul style="list-style-type: none"> • global warming potential [CO2 eq] / total 	0.397 kg






Environment General Product Approval

[Environmental Confirmations](#)






General Product Approval EMV Functional Safety Maritime application



[Type Examination Certificate](#)




Maritime application other





[Confirmation](#)


other Railway

[Miscellaneous](#)
[Special Test Certificate](#)

Further information

Information on the packaging
<https://support.industry.siemens.com/cs/ww/en/view/109813875>
Information for data generation and storage
<https://support.industry.siemens.com/cs/ww/en/view/109995012>
Information- and Downloadcenter (Catalogs, Brochures,...)
<https://www.siemens.com/ic10>
Industry Mall (Online ordering system)
<https://mall.industry.siemens.com/mall/en/en/Catalog/product?mlfb=3RH2911-1NL40-0MC0>
Cax online generator
<https://support.automation.siemens.com/WW/CAXorder/default.aspx?lang=en&mlfb=3RH2911-1NL40-0MC0>
Service&Support (Manuals, Certificates, Characteristics, FAQs,...)
<https://support.industry.siemens.com/cs/ww/en/ps/3RH2911-1NL40-0MC0>
Image database (product images, 2D dimension drawings, 3D models, device circuit diagrams, EPLAN macros, ...)
https://www.automation.siemens.com/bilddb/cax_de.aspx?mlfb=3RH2911-1NL40-0MC0&lang=en

last modified: 6/1/2025 

