



RCBO, 10 kA, 4P, type B+, short-time-delayed K, 30 mA, C-Char, In: 125 A, Un AC: 400 V



Figure similar

Model	
product brand name	SENTRON
product designation	RCBO
design of the product	Super resistant K
General technical data	
number of poles	4
number of poles with protection	4
design of pole	4P
tripping characteristic class	C
mechanical service life (operating cycles) typical	10 000
overvoltage category	3
degree of pollution	2
Voltage	
type of voltage of the operating voltage	AC
insulation voltage (Ui) rated value	440 V
surge voltage resistance rated value	4 000 V
surge current resistance at (8/20) μ s	3 kA
tripping fault current rated value	30 mA
<ul style="list-style-type: none"> ● operational current <ul style="list-style-type: none"> — at 30 °C rated value — at 40 °C rated value — at 45 °C rated value — at 50 °C rated value — at 55 °C rated value — at 60 °C rated value ● operational current at AC rated value 	125 A 115.62 A 111.25 A 106.25 A 101.25 A 96.25 A 125 A
residual current type	B+
Supply voltage	
supply voltage <ul style="list-style-type: none"> ● at AC rated value ● for testing equipment minimum 	400 V 195 V
operating frequency	50/60 Hz
supply voltage frequency rated value	50 Hz
Protection class	
protection class IP	IP20, if the distribution board is installed, with connected conductors
Breaking Capacity	
switching capacity current	

<ul style="list-style-type: none"> • according to EN 60898 rated value 	10 kA
<ul style="list-style-type: none"> • according to IEC 60947-2 rated value 	10 kA
short-circuit current breaking capacity (I_{cn}) according to EN 61009-1 rated value	10 kA
rated residual switching capacity (I_{Δm}) according to IEC 61009-1	10 kA
energy limitation class	3
Dissipation	
power loss [W]	
<ul style="list-style-type: none"> • maximum 	66 W
Product details	
product feature touch protection	Yes
product component neutral conductor switching	Yes
product feature halogen-free	Yes
product feature silicon-free	Yes
Connections	
connectable conductor cross-section solid	
<ul style="list-style-type: none"> • minimum 	6 mm ²
<ul style="list-style-type: none"> • maximum 	50 mm ²
connectable conductor cross-section stranded	
<ul style="list-style-type: none"> • minimum 	6 mm ²
<ul style="list-style-type: none"> • maximum 	50 mm ²
connectable conductor cross-section finely stranded with core end processing	
<ul style="list-style-type: none"> • minimum 	6 mm ²
<ul style="list-style-type: none"> • maximum 	35 mm ²
tightening torque with screw-type terminals	
<ul style="list-style-type: none"> • minimum 	3 N·m
<ul style="list-style-type: none"> • maximum 	3.5 N·m
position of power supply cord	Either top or bottom
Mechanical Design	
height	90 mm
width	198 mm
depth	77 mm
installation depth	70 mm
number of modular width units	11
mounting position	any
Net Weight	2.081 kg
Environmental conditions	
influence of the surrounding temperature	Max. 95% humidity
ambient temperature during operation	
<ul style="list-style-type: none"> • minimum 	-25 °C
<ul style="list-style-type: none"> • maximum 	55 °C
ambient temperature during storage	
<ul style="list-style-type: none"> • minimum 	-40 °C
<ul style="list-style-type: none"> • maximum 	75 °C
number of test cycles for environmental testing according to IEC 60068-2-30	28
Approvals Certificates	
Environment	General Product Approval
Environmental Con- firmations	Environmental Con- firmations
Miscellaneous	Confirmation
	
General Product Ap- proval	other
	Dangerous goods

Further information

Information on the packaging

<https://support.industry.siemens.com/cs/ww/en/view/109813875>

Information for data generation and storage

<https://support.industry.siemens.com/cs/ww/en/view/109995012>

Information- and Downloadcenter (Catalogs, Brochures,...)

<https://www.siemens.com/lowvoltage/catalogs>

Industry Mall (Online ordering system)

<https://mall.industry.siemens.com/mall/en/en/Catalog/product?mlfb=5SU1374-7DK82>

Service&Support (Manuals, Certificates, Characteristics, FAQs,...)

<https://support.industry.siemens.com/cs/ww/en/ps/5SU1374-7DK82>

Image database (product images, 2D dimension drawings, 3D models, device circuit diagrams, ...)

https://www.automation.siemens.com/bilddb/cax_en.aspx?mlfb=5SU1374-7DK82

CAx-Online-Generator

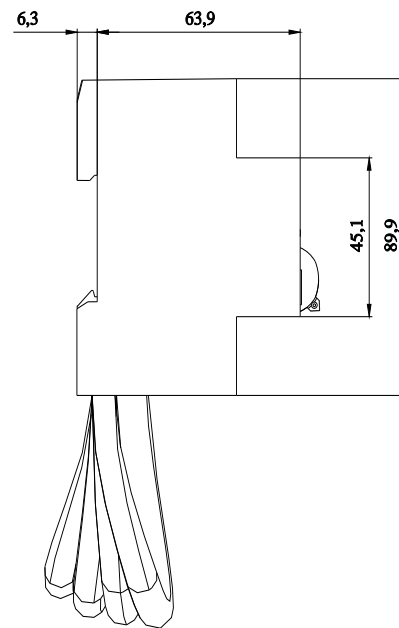
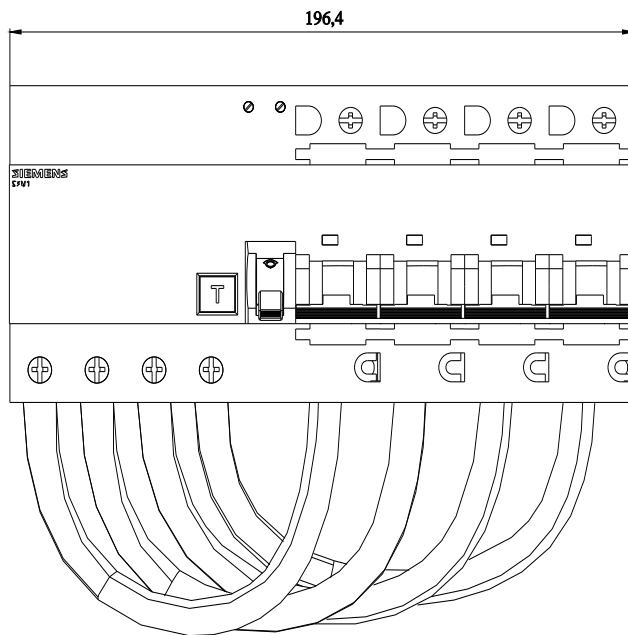
<https://www.siemens.com/cax>

Tender specifications

<https://www.siemens.com/specifications>

Characteristic curves

[https://curves.simaris.siemens.com/curves/<mmp_prod_noCOMP="HAUPT"></mmp_prod_no>](https://curves.simaris.siemens.com/curves/<mmp_prod_noCOMP=)



last modified:

7/22/2025

