

## Main

Range of product	OsiSense XU
Series name	General purpose single mode
Electronic sensor type	Photo-electric sensor receiver
Sensor name	XUM
Sensor design	Miniature
Detection system	Thru beam
Material	Plastic
Type of output signal	Discrete
Supply circuit type	DC
Wiring technique	3-wire
Discrete output type	NPN
Discrete output function	1 NO or 1 NC programmable
Electrical connection	1 male connector M8, 4 pins
Product specific application	-
Emission	Red thru beam
[Sn] nominal sensing distance	15 m thru beam need a transmitter XUM2AKCNM8T

## Complementary

Enclosure material	PBT
Lens material	PMMA
Output type	Solid state
Add on input	Test by emission breaking
Status LED	1 LED (green) for instability and supply on 1 LED (red) for indicator light
[Us] rated supply voltage	12...24 V DC with reverse polarity protection
Supply voltage limits	10...30 V DC
Switching capacity in mA	<= 100 mA (overload and short-circuit protection)
Switching frequency	<= 1000 Hz
Voltage drop	<= 3 V (closed state)
Current consumption	13 mA (no-load)
Delay first up	< 100 ms


Disclaimer: This documentation is not intended as a substitute for and is not to be used for determining suitability or reliability of these products for specific user applications

Delay response	0.5 ms
Delay recovery	0.5 ms
Setting-up	Sensitivity adjustment
Depth	20 mm
Height	43 mm
Width	11 mm
Product weight	0.01 kg

## Environment

Product certifications	cULus CTick CE
Ambient air temperature for operation	-30...60 °C
Ambient air temperature for storage	-40...70 °C
Vibration resistance	7 gn, amplitude = +/- 1.5 mm (f = 10...55 Hz) conforming to IEC 60068-2-6
Shock resistance	30 gn (duration = 11 ms) conforming to IEC 60068-2-27
IP degree of protection	IP65 conforming to IEC 60529 IP67 conforming to IEC 60529

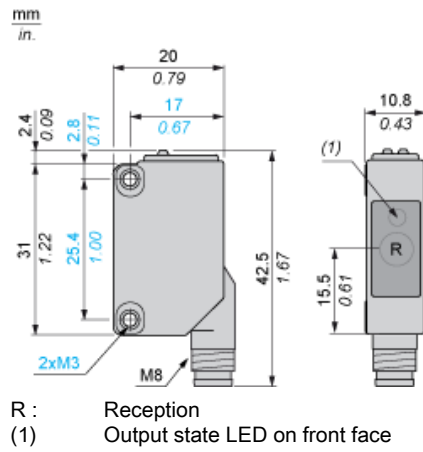
## Offer Sustainability

RoHS (date code: YYWW)	Compliant - since 1152 - Schneider Electric declaration of conformity <a href="#"> Schneider Electric declaration of conformity</a>
------------------------	---

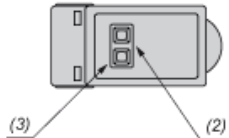
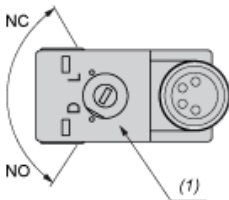
## Contractual warranty

Warranty period	18 months
-----------------	-----------

Receiver's Dimensions



Mounting and Clearance



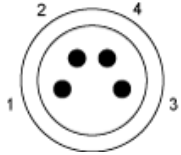
- (1) Configuration switch
- (2) Output state LED
- (3) Stability and power on LED

---

## Connections and Schemes

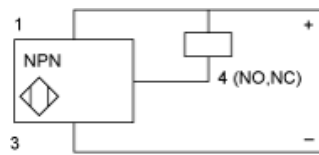
---

### M8 Connector

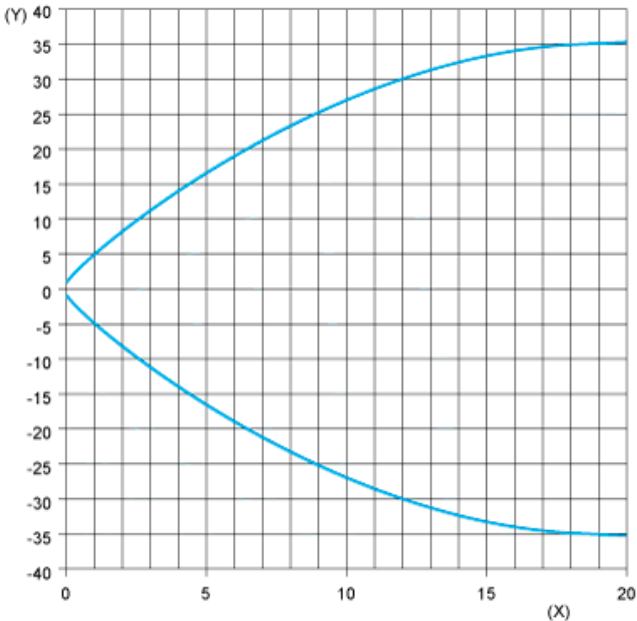


- 1 : (+)
- 3 : (-)
- 4 : OUT/Output

### NPN



Detection Curves



(Y) Parallel movement (cm)  
(X) Distance (m)