



Overload relay 3.5...5.0 A size S00, class 10, for motor protection stand-alone installation main circuit: screw terminal AUX. circuit: screw terminal manual automatic reset

product brand name	SIRIUS
product designation	Thermal overload relay
product type designation	3RU6
General technical data	
size of contactor can be combined company-specific	S00
power loss [W] total typical	6.1 W
power loss [W] for rated value of the current at AC in hot operating state	6.6 W
• per pole	2.2 W
type of calculation of power loss current-dependent	quadratic
insulation voltage with degree of pollution 3 at AC rated value	690 V
surge voltage resistance rated value	6 kV
shock resistance according to IEC 60068-2-27	8 g / 11 ms
Substance Prohibitance (day/month/year)	05/01/2012
Net Weight	0.17 kg
Ambient conditions	
installation altitude at height above sea level maximum	2 000 m
ambient temperature	
• during operation	-40 ... +70 °C
• during transport	-55 ... +80 °C
relative humidity during operation	0 ... 90 %
Main circuit	
number of poles for main current circuit	3
adjustable current response value current of the current-dependent overload release	3.5 ... 5 A
operating voltage rated value	690 V
operating frequency rated value	50 ... 60 Hz
operational current rated value	5 A
Auxiliary circuit	
operational current of auxiliary contacts at AC-15	
• at 24 V	3 A
• at 230 V	2 A
operational current of auxiliary contacts at DC-13	
• at 24 V	2 A
• at 110 V	0.22 A
Protective and monitoring functions	
trip class	CLASS 10
design of the overload release	thermal
Installation/ mounting/ dimensions	

mounting position	any
fastening method	stand-alone installation
height	89 mm
width	45 mm
depth	80 mm
required spacing for grounded parts at the side	6 mm

Connections/ Terminals

type of electrical connection <ul style="list-style-type: none"> • for main current circuit • for auxiliary and control circuit 	screw-type terminals screw-type terminals
arrangement of electrical connectors for main current circuit	Top and bottom
type of connectable conductor cross-sections for main contacts <ul style="list-style-type: none"> • solid or stranded • finely stranded with core end processing 	2x (0,5 ... 1,5 mm ²), 2x (0,75 ... 2,5 mm ²), 2x 4 mm ² 2x (0.5 ... 1.5 mm ²), 2x (0.75 ... 2.5 mm ²)
type of connectable conductor cross-sections <ul style="list-style-type: none"> • for auxiliary contacts <ul style="list-style-type: none"> — solid or stranded — finely stranded with core end processing • for AWG cables for auxiliary contacts 	2x (0.5 ... 1.5 mm ²), 2x (0.75 ... 2.5 mm ²) 2x (0.5 ... 1.5 mm ²), 2x (0.75 ... 2.5 mm ²) 2x (20 ... 16), 2x (18 ... 14)
tightening torque for main contacts with screw-type terminals	0.8 ... 1.2 N·m

Electrical Safety

protection class IP on the front according to IEC 60529	IP20
touch protection on the front according to IEC 60529	finger-safe, for vertical contact from the front

Approvals Certificates

General Product Approval	Maritime application	other
---------------------------------	-----------------------------	--------------



[CCS \(China Classification Society\)](#)

[Confirmation](#)

other	Environment
--------------	--------------------

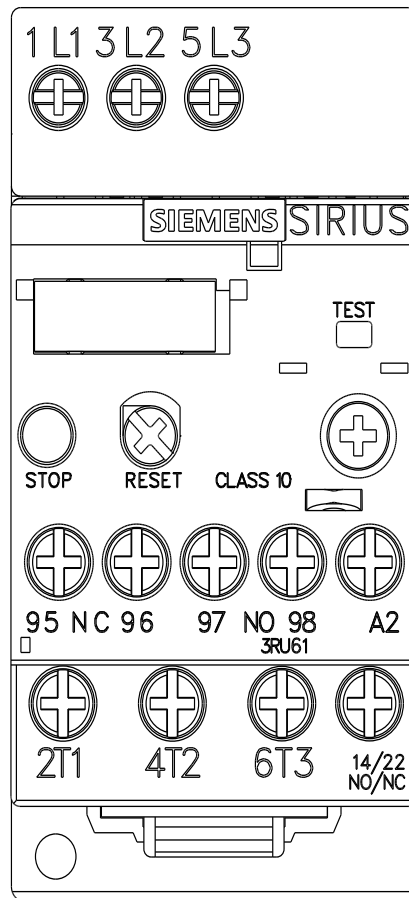
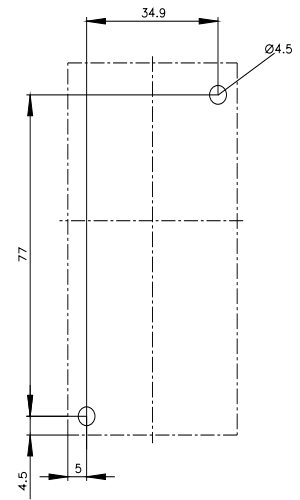
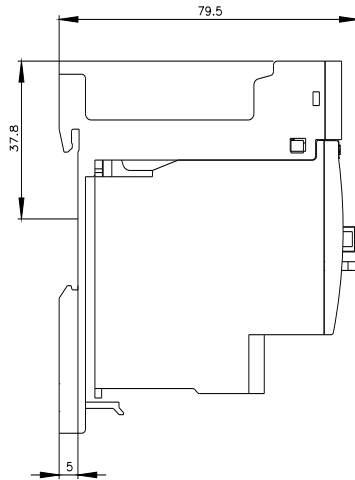
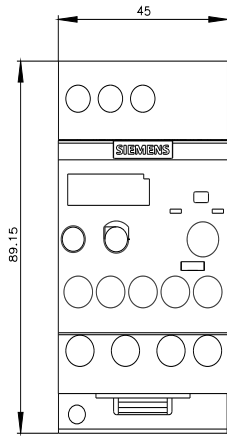


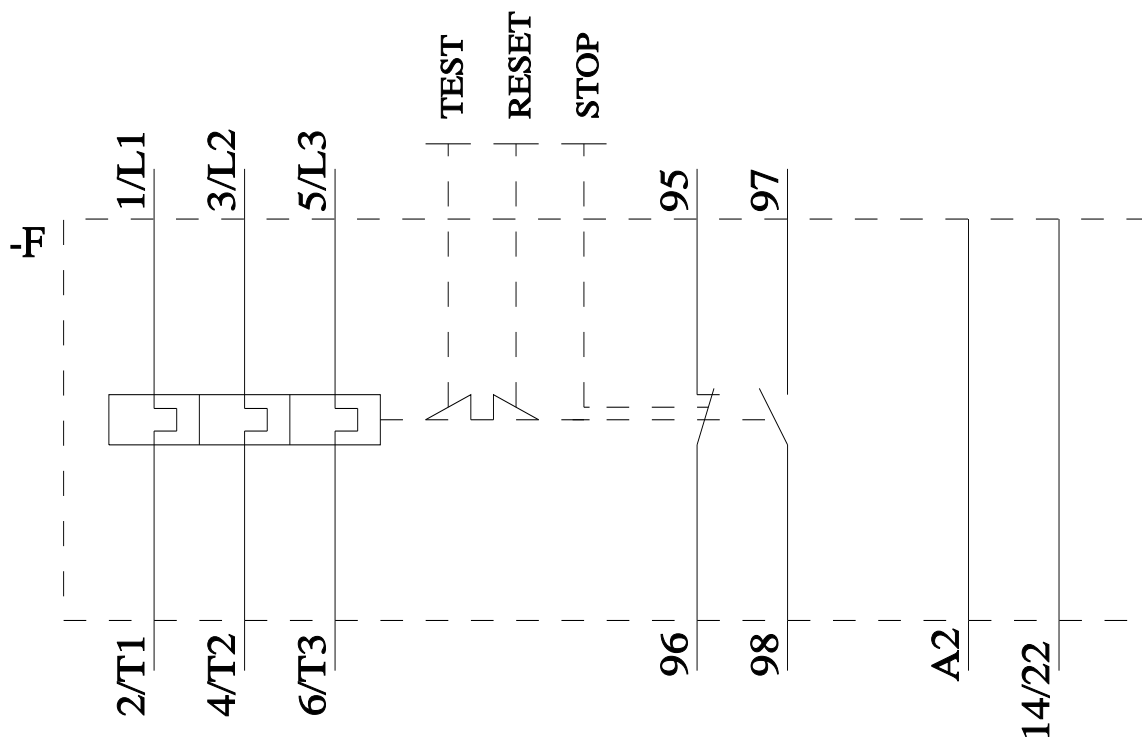
[Confirmation](#)

[Environmental Conformations](#)

Further information

Service&Support (Manuals, Certificates, Characteristics, FAQs,...)
<https://support.industry.siemens.com/cs/products?pnid=16027&lc=en-CN>





last modified:

4/4/2026 