



switch disconnecter 3VA1 IEC frame 250 4-pole SD100, In=250A without overload protection w/o short-circuit protection nut keeper kit 2 auxiliary switches HQ

Model	
product brand name	SENTRON
product designation	Molded case circuit breaker
product version	General applications
design of the product	in MCCB design
number of poles	4
design of the auxiliary release	Without auxiliary release
design of the auxiliary switch	2 auxiliary switches HQ
General technical data	
insulation voltage / rated value	800 V
operating voltage / at DC / rated value	600 V
operating voltage / at AC / rated value	690 V
surge voltage resistance / rated value	8 kV
power loss [W] / maximum	57 W
mechanical service life (operating cycles) / typical	20 000
type of device	fixed mounting
suitability for use / switch disconnecter	Yes
suitability for use / main switch	Yes
suitability for use / safety switch	Yes
suitability for use / EMERGENCY OFF switch	Yes
suitability for use / maintenance/repair switch	Yes
product function / communication function	No
Net Weight	2.021 kg
Current	
short-time withstand current (I _{cw}) / at AC / limited to 0.5 s / rated value	3 kA
operational current / rated value	250 A
operational current	
• at 40 °C	250 A
• at 45 °C	250 A
• at 50 °C	250 A
• at 55 °C	243 A
• at 60 °C	237 A
• at 65 °C	230 A
• at 70 °C	223 A
let-through I _{2t} value / at AC-23 B	
• at 400 V / maximum permissible	1 810 000 A ² ·s
• at 500 V / maximum permissible	1 660 000 A ² ·s
• at 690 V / maximum permissible	1 140 000 A ² ·s

let-through current (Ic) / at AC-23 B	
<ul style="list-style-type: none"> • at 400 V / maximum permissible • at 500 V / maximum permissible • at 690 V / maximum permissible 	29 kA 18.7 kA 14.9 kA
Switching capacity according to IEC 60947	
short-circuit current making capacity (Icm) / with line-side fuse protection	
<ul style="list-style-type: none"> • at 690 V / by molded case circuit breaker / maximum • at 415 V / by molded case circuit breaker / maximum 	17 kA 154 kA
conditional short-circuit current (Iq) / rated value	3 000 A
conditional short-circuit current (Iq) / with line-side fuse protection	
<ul style="list-style-type: none"> • at 690 V / by molded case circuit breaker / rated value • at 240 V / by LV HRC fuse link 3NA, 3ND (sizes 00/000, 1, 2, type gL/gG) / rated value • at 415 V / by LV HRC fuse link 3NA, 3ND (sizes 00/000, 1, 2, type gL/gG) / rated value 	10 kA 100 kA 70 kA
Mechanical Design	
overvoltage category	IV
fastening method	screw fixing
fastening method / 4-hole front mounting	Yes
fastening method / front mounting with central attachment	No
fastening method / rail mounting	No
product component	
<ul style="list-style-type: none"> • undervoltage release • voltage trigger • undervoltage release with leading contact • trip indicator 	No No No No
product feature / interlock	No
height	158 mm
width	140 mm
depth	70 mm
display version / for switch position indicator	Handle switch position On, Trip, Off
design of the actuating element	toggle handle
type of the driving mechanism / motor drive	No
Connections	
arrangement of electrical connectors / for main current circuit	Front terminal
type of electrical connection / for main current circuit	busbar connection
design of the surface / of the connections / on the top of the switch (N, 1, 3, 5)	silver
design of the surface / of the connections / on the bottom of the switch (N, 2, 4, 6)	Silver
Auxiliary circuit	
number of CO contacts / for auxiliary contacts	2
number of NC contacts / for auxiliary contacts	0
number of NO contacts / for auxiliary contacts	0
Accessories	
product extension / auxiliary switch	Yes
product extension / optional / motor drive	Yes
Environmental conditions	
protection class IP / on the front	IP40
ambient temperature	
<ul style="list-style-type: none"> • during operation / minimum • during operation / maximum • during storage / minimum • during storage / maximum 	-25 °C 70 °C -40 °C 80 °C
reference code / according to IEC 81346-2	Q
Approvals / Certificates	
General Product Approval	



[Miscellaneous](#)



[Confirmation](#)



General Product Approval	EMV	Test Certificates			Maritime application
--------------------------	-----	-------------------	--	--	----------------------



[Miscellaneous](#)

[Special Test Certificate](#)

[Type Test Certificates/Test Report](#)



Maritime application	other				
----------------------	-------	--	--	--	--



[Miscellaneous](#)

[Confirmation](#)

other	Environment				
-------	-------------	--	--	--	--



[Environmental Confirmations](#)

[Environmental Confirmations](#)

Further information

Information on the packaging

<https://support.industry.siemens.com/cs/ww/en/view/109813875>

Information for data generation and storage

<https://support.industry.siemens.com/cs/ww/en/view/109995012>

Information- and Downloadcenter (Catalogs, Brochures,...)

<https://www.siemens.com/lowvoltage/catalogs>

Industry Mall (Online ordering system)

<https://mall.industry.siemens.com/mall/en/en/Catalog/product?mlfb=3VA1225-1AA42-0AC0>

Service&Support (Manuals, Certificates, Characteristics, FAQs,...)

<https://support.industry.siemens.com/cs/ww/en/ps/3VA1225-1AA42-0AC0>

Image database (product images, 2D dimension drawings, 3D models, device circuit diagrams, ...)

https://www.automation.siemens.com/bilddb/cax_en.aspx?mlfb=3VA1225-1AA42-0AC0

CAX-Online-Generator

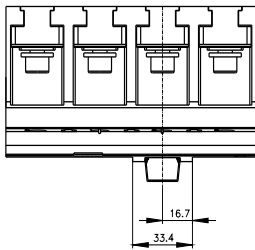
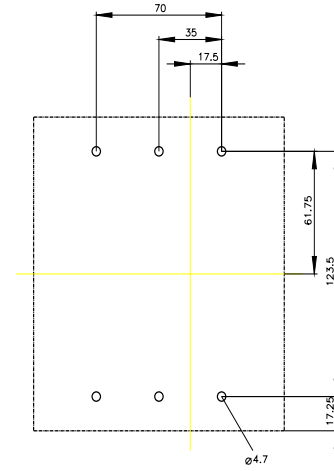
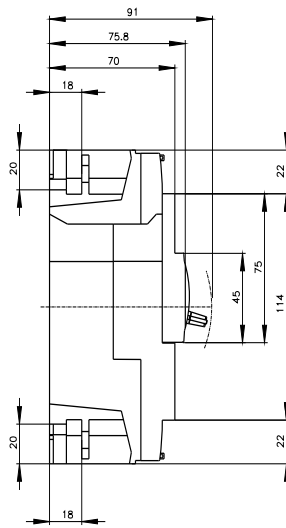
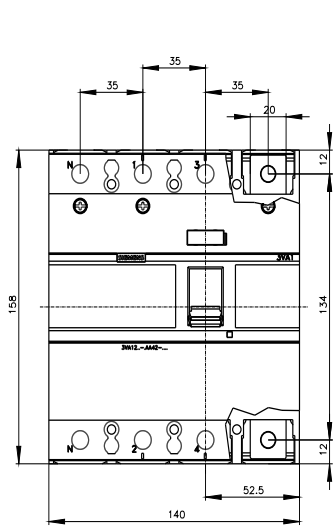
<https://www.siemens.com/cax>

Tender specifications

<https://www.siemens.com/specifications>

Characteristic curves

[https://curves.simarisiemens.com/curves/?mmp_prod_noCOMP="HAUPT"></mmp_prod_no>](https://curves.simarisiemens.com/curves/?mmp_prod_noCOMP=)



last modified:

4/7/2025

