





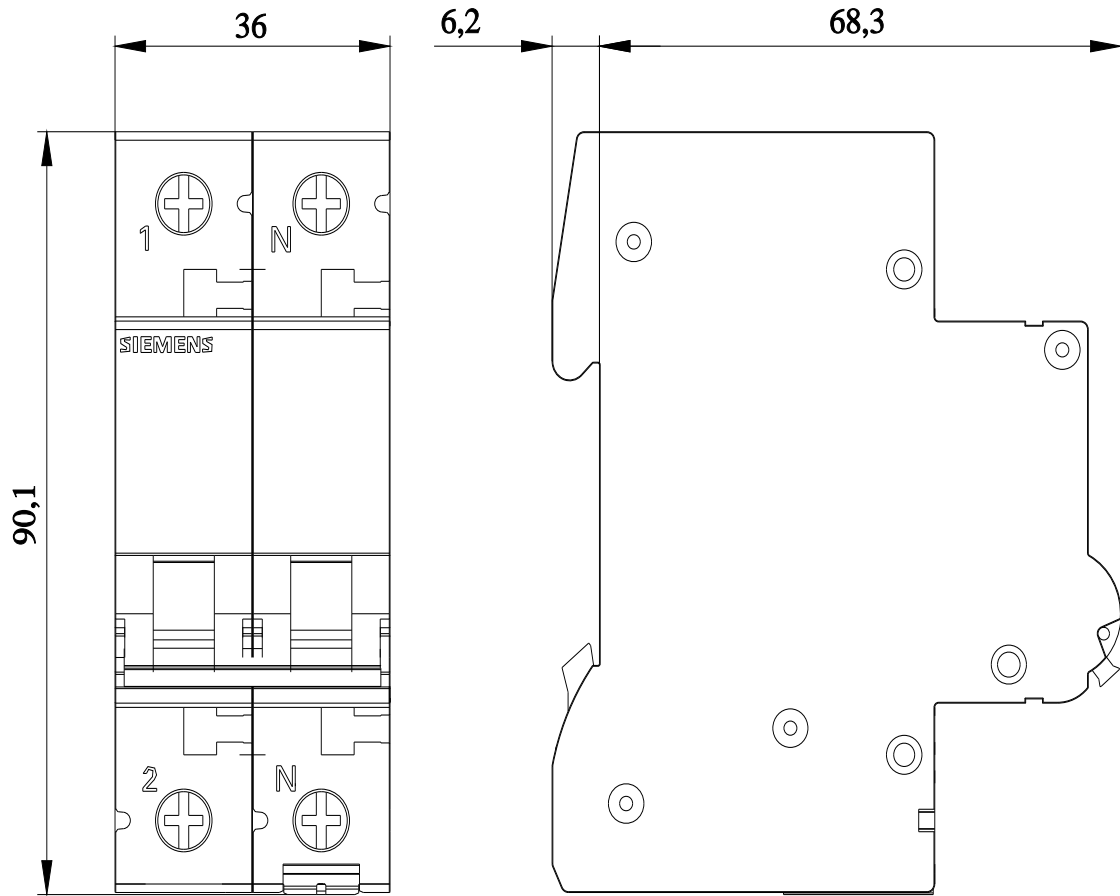




Miniature circuit breaker 230 V 10kA, 1+N-pole, D, 1 A

Model	
product brand name	SETRON
product designation	Miniature circuit breaker
General technical data	
number of poles	2
design of pole	1P+N
tripping characteristic class	D
overvoltage category	3
degree of pollution	2
Voltage	
type of voltage of the operating voltage	AC
type of voltage	Use only in alternating current or direct current circuits. Mixed use is not permitted.
insulation voltage (Ui)	
• with single-phase operation at AC rated value	250 V
• operational current	
— at 30 °C rated value	1 A
— at 40 °C rated value	0.96 A
— at 50 °C rated value	0.92 A
— at 55 °C rated value	0.9 A
• operational current at AC rated value	1 A
Supply voltage	
supply voltage at AC	230 V
value range of the supply voltage frequency	50/60 Hz
Protection class	
protection class IP	IP20, with connected conductors
Breaking Capacity	
switching capacity current	
• according to EN 60898 rated value	10 kA
Dissipation	
power loss [W] for rated value of the current at AC in hot operating state per pole	1.1 W
suitability for operation	Residential buildings/infrastructure
Product details	
product feature touch protection	Yes
product component neutral conductor switching	Yes
product feature halogen-free	Yes
product feature sealable	Yes

product feature silicon-free	Yes				
product extension installable supplementary devices	Yes				
<b>Connections</b>					
connectable conductor cross-section solid					
• minimum	0.75 mm <sup>2</sup>				
• maximum	25 mm <sup>2</sup>				
connectable conductor cross-section stranded					
• minimum	0.75 mm <sup>2</sup>				
• maximum	25 mm <sup>2</sup>				
connectable conductor cross-section finely stranded with core end processing					
• minimum	0.75 mm <sup>2</sup>				
• maximum	25 mm <sup>2</sup>				
tightening torque with screw-type terminals					
• minimum	2.5 N·m				
• maximum	3 N·m				
<b>Mechanical Design</b>					
height	90 mm				
width	36 mm				
depth	76 mm				
installation depth	70 mm				
number of modular width units	2				
mounting position	any				
Net Weight	0.33 kg				
<b>Environmental conditions</b>					
vibration resistance according to IEC 60068-2-6	50 m/s <sup>2</sup> at 25 to 150 Hz				
ambient temperature during operation					
• minimum	-25 °C				
• maximum	55 °C				
ambient temperature during storage					
• minimum	-40 °C				
• maximum	75 °C				
<b>Approvals Certificates</b>					
Environment	General Product Approval				
<a href="#">Environmental Confirmations</a>	<a href="#">Environmental Confirmations</a>			<a href="#">Confirmation</a>	
General Product Approval	EMV	Test Certificates	other		
		<a href="#">Miscellaneous</a>		<a href="#">Confirmation</a>	
<b>Further information</b>					
Information on the packaging <a href="https://support.industry.siemens.com/cs/ww/en/view/109813875">https://support.industry.siemens.com/cs/ww/en/view/109813875</a>					
Information for data generation and storage <a href="https://support.industry.siemens.com/cs/ww/en/view/109995012">https://support.industry.siemens.com/cs/ww/en/view/109995012</a>					
Information- and Downloadcenter (Catalogs, Brochures,...) <a href="https://www.siemens.com/lowvoltage/catalogs">https://www.siemens.com/lowvoltage/catalogs</a>					
Industry Mall (Online ordering system) <a href="https://mall.industry.siemens.com/mall/en/en/Catalog/product?mlfb=5SL4501-8CC">https://mall.industry.siemens.com/mall/en/en/Catalog/product?mlfb=5SL4501-8CC</a>					
Service&Support (Manuals, Certificates, Characteristics, FAQs,...) <a href="https://support.industry.siemens.com/cs/ww/en/ps/5SL4501-8CC">https://support.industry.siemens.com/cs/ww/en/ps/5SL4501-8CC</a>					
Image database (product images, 2D dimension drawings, 3D models, device circuit diagrams, ...) <a href="https://www.automation.siemens.com/bilddb/cax_en.aspx?mlfb=5SL4501-8CC">https://www.automation.siemens.com/bilddb/cax_en.aspx?mlfb=5SL4501-8CC</a>					
CAx-Online-Generator					





last modified:

10/10/2025 

