

Product datasheet

Specifications



Harmony timer relay, Off delay function, 24V AC DC, 240V AC, 1CO

RE10RCMUN

Main

Range of product	Harmony Timer Relays
Discrete output type	Relay
Product or component type	Modular timing relay
Time delay type	C
Time delay range	0...30 h
[Us] rated supply voltage	240 V AC 50/60 Hz 24 V AC/DC
nominal output current	5 A

Complementary

Contacts type and composition	1 C/O
Width pitch dimension	17.5 mm
Control type	Selector switch front panel
[Ie] rated operational current	5 A 250 V AC-1 conforming to IEC 60947-5-1 5 A 28 V DC-1 conforming to IEC 60947-5-1 1.5 A 240 V AC-15 conforming to IEC 60947-5-1 2 A 24 V DC-13 conforming to IEC 60947-5-1
Voltage range	0.8...1.1 Un
Connections - terminals	Screw connectors, 2 x 0.5...2 x 1.5 mm ² (AWG 20...AWG 16) solid with or without cable end
Housing material	Polycarbonate
Repeat accuracy	+/- 0.5 %
Setting accuracy of time delay	+/- 10 % of full scale at 25 °C
Minimum pulse duration	100 ms with load in parallel
Reset time	100 ms on de-energisation
Power consumption in VA	7 VA at 240 V
Power consumption in W	0.6 W at 24 V
Electrical durability	100000 cycles at 5 A, 250 V for resistive load
Mechanical durability	5000000 cycles
[Uimp] rated impulse withstand voltage	5 kV for 1.2...50 µs
Marking	CULus CE CCC UKCA
Mounting support	35 mm symmetrical mounting rail

Local signalling	LED indicator green, flashing for timing in progress LED indicator red, steady for relay energised
Net weight	75 g
Compatibility code	RE10
Height	58.5 mm
Width	18 mm
Depth	90 mm
Function available	C- Off-delay relay w/ control signal-1 C/O
Number of functions	1

Environment

Dielectric strength	2.5 kV for 1 mA/1 minute at 50 Hz
Standards	IEC 61812-1
Product certifications	cULus CE CCC UKCA
Ambient air temperature for storage	-20...60 °C
Ambient air temperature for operation	-10...55 °C
IP degree of protection	IP20 terminals: IP40 casing:
Vibration resistance	0.15 mm (f= 10...150 Hz)
Relative humidity	10...95 % without condensation
Electromagnetic compatibility	Electrostatic discharge immunity test - test level: 6 kV level 3 (contact discharge) conforming to IEC 61000-4-2 Electrostatic discharge immunity test - test level: 8 kV level 3 (air discharge) conforming to IEC 61000-4-2 Fast transients immunity test - test level: 2 kV level 3 conforming to IEC 61000-4-4

Packing Units

Unit Type of Package 1	PCE
Number of Units in Package 1	1
Package 1 Height	2.500 cm
Package 1 Width	6.700 cm
Package 1 Length	11.000 cm
Package 1 Weight	81.000 g
Unit Type of Package 2	S02
Number of Units in Package 2	48
Package 2 Height	15.000 cm
Package 2 Width	30.000 cm
Package 2 Length	40.000 cm
Package 2 Weight	4.590 kg

Contractual warranty

Warranty (in months)	18
-----------------------------	----



Environmental Data

Schneider Electric aims to achieve Net Zero status by 2050 through supply chain partnerships, lower impact materials, and circularity via our ongoing “Use Better, Use Longer, Use Again” campaign to extend product lifetimes and recyclability.

[Environmental Data explained >](#)

[How we assess product sustainability >](#)



Environmental footprint

Total lifecycle Carbon footprint	49 kg CO2 eq.
Carbon footprint of the manufacturing phase [A1 to A3]	0 kg CO2 eq.
Carbon footprint of the distribution phase [A4]	0 kg CO2 eq.
Carbon footprint of the installation phase [A5]	0 kg CO2 eq.
Carbon footprint of the use phase [B2, B3, B4, B6]	0 kg CO2 eq.
Carbon footprint of the end-of-life phase [C1 to C4]	0 kg CO2 eq.

Use Better



Materials and Substances

EU RoHS Directive	Compliant By Exemption
REACH Regulation	Reference contains Substances of Very High Concern above the threshold

Use Longer



Lifetime extension

Repair	No
--------	----

Use Again



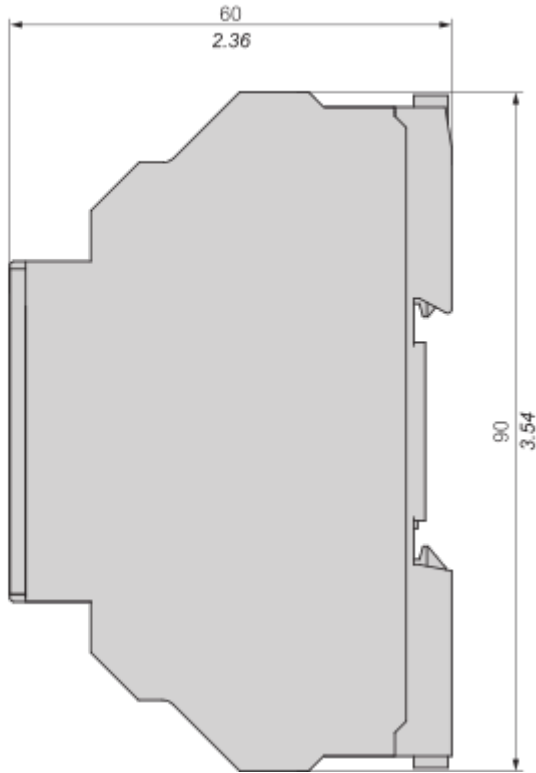
Repack and remanufacture

Recyclability potential, in %	70
Take-back	No
WEEE Label	 The product must be disposed on European Union markets following specific waste collection and never end up in rubbish bins

Dimensions Drawings

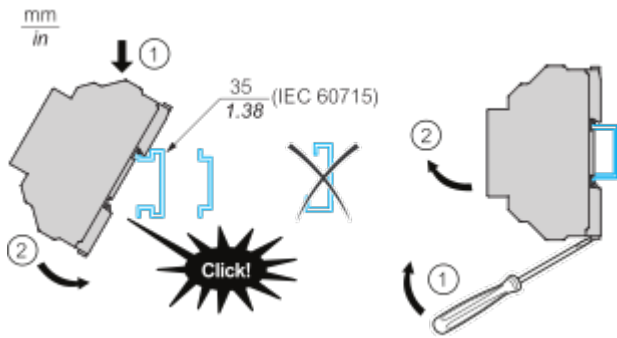
Dimensions

mm
in



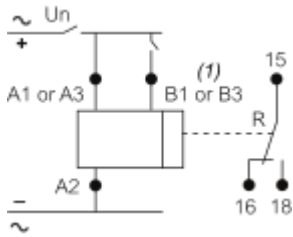
Mounting and Clearance

Mounting



Connections and Schema

Wiring



(1) : Control

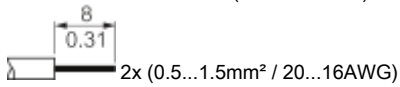
Un	Terminal	Control
240VAC	A1-A2	B1
24VAC/DC	A3-A2	B3

Note 1:

EQUIPMENT OPERATION HAZARD : Do not apply 240 VAC across A3 & A2. Failure to follow this instruction can result in equipment damage.

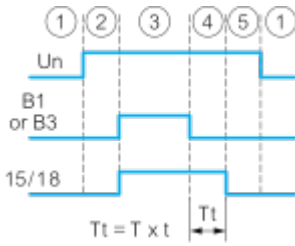
Note 2:

- Use copper conductors only
- TORQUE : 0.5...0.7 N.m (4.4...6.2 lbf.in)



Technical Description

Function Diagram

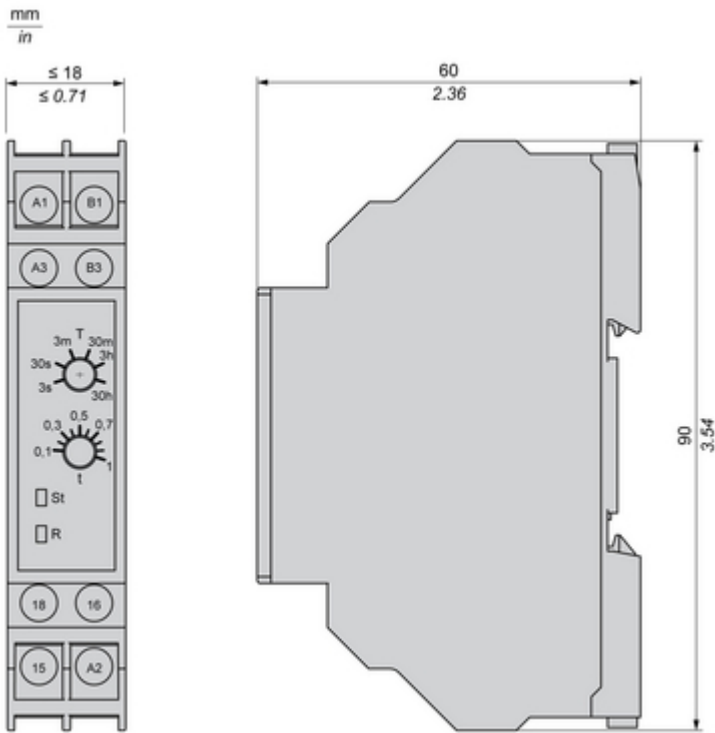


LED Indication	Status				
	1	2	3	4	5
	Power OFF	Power ON (B1 or B3 control signal not activated)	Power ON (B1 or B3 control signal activated)	OFF delay time counting (start when B1 or B3 control signal deactivated) Tt	Time lapsed Tt
St: Status (YELLOW)	OFF	ON	ON	ON (slow blinking, if more than 60s) ON (fast blinking, if less than 60s)	ON
R: Relay (RED)	OFF	OFF	ON	ON	OFF

Relay ON status: Terminal 15–18 (NO) closed
 Relay OFF status: Terminal 15–16 (NC) closed

Technical Illustration

Dimensions



Offer Marketing Illustration

Product benefits / Features

Technical Benefits

Harmony Timer Relay

Flexible choice of screw or spring connection terminals for wiring.

One product reference covering 28 timing functions, 2 outputs, and a wide range of supply voltage 24...240 V AC/DC.

Dust and unintended human intervention avoided thanks to the IP50 lead-sealable settings protection cover.



A Dial-Pointer LED indicator that enhances ease of operation in difficult environments such as dusty or low-light conditions

Different mounting style to meet your preference:
DIN rail mount with product width; 17.5 mm/0.69 in.
22.5 mm/0.88 in.
Plug in mounting with socket

Offer Marketing Illustration

Product benefits / Features



Features

Harmony Timer Relay

-  "Diagnostic button" to check downstream circuit immediately, shorten the commission and troubleshooting time
-  Compatible with a wide range of applications including machines, buildings, water segments, and HVAC.
-  Wide range of time delay for adjustment: from 0.01 s to 999 hrs.
-  Compliant with IEC 60255-1 standard, and a wide array of product certifications such as UL, CE, CSA, EAC.
-  Unprecedented accuracy, predictive maintenance, and superior security.

Image of product / Alternate images

Alternative

