



contactor relay, 6 NO + 2 NC, 208 V AC, 50/60 Hz, ring cable lug connection, frame size S00, captive auxiliary switch

product brand name	SIRIUS
product designation	Auxiliary contactor
product type designation	3RH2
General technical data	
size of contactor	S00
product extension auxiliary switch	No
power loss [W] for rated value of the current without load current share typical	1.1 W
insulation voltage with degree of pollution 3 at AC rated value	690 V
degree of pollution	3
surge voltage resistance rated value	6 kV
shock resistance at rectangular impulse	
• at AC	7,3 g / 5 ms, 4,7 g / 10 ms
shock resistance with sine pulse	
• at AC	11,4 g / 5 ms, 7,3 g / 10 ms
mechanical service life (operating cycles)	
• of contactor typical	10 000 000
reference code according to IEC 81346-2	K
Substance Prohibitance (day/month/year)	10/01/2009
SVHC substance name	2-(2H-benzotriazol-2-yl)-4-(1,1,3,3-tetramethylbutyl)phenol (UV-329) CAS-No. 3147-75-9
Net Weight	0.275 kg
Ambient conditions	
installation altitude at height above sea level maximum	2 000 m
ambient temperature	
• during operation	-25 ... +60 °C
• during storage	-55 ... +80 °C
relative humidity minimum	10 %
relative humidity at 55 °C according to IEC 60068-2-30 maximum	95 %
Main circuit	
no-load switching frequency	
• at AC	10 000 1/h
• at DC	10 000 1/h
Control circuit/ Control	
type of voltage of the control supply voltage	AC
control supply voltage at AC	
• at 50 Hz rated value	208 V
• at 60 Hz rated value	208 V
control supply voltage frequency	

<ul style="list-style-type: none"> • 1 rated value 	50 Hz
<ul style="list-style-type: none"> • 2 rated value 	60 Hz
operating range factor control supply voltage rated value of magnet coil at AC	
<ul style="list-style-type: none"> • at 50 Hz 	0.8 ... 1.1
<ul style="list-style-type: none"> • at 60 Hz 	0.85 ... 1.1
apparent pick-up power of magnet coil at AC	33 VA
inductive power factor with closing power of the coil	0.75
apparent holding power of magnet coil at AC	4.4 VA
inductive power factor with the holding power of the coil	0.25
closing delay	
<ul style="list-style-type: none"> • at AC 	8 ... 33 ms
opening delay	
<ul style="list-style-type: none"> • at AC 	4 ... 15 ms
arcing time	10 ... 15 ms
Auxiliary circuit	
number of NC contacts for auxiliary contacts	2
<ul style="list-style-type: none"> • instantaneous contact 	2
number of NO contacts for auxiliary contacts	6
<ul style="list-style-type: none"> • instantaneous contact 	6
identification number and letter for switching elements	62 E
operational current at AC-12 maximum	10 A
operational current at AC-15	
<ul style="list-style-type: none"> • at 230 V rated value 	6 A
<ul style="list-style-type: none"> • at 400 V rated value 	3 A
<ul style="list-style-type: none"> • at 500 V rated value 	2 A
<ul style="list-style-type: none"> • at 690 V rated value 	1 A
operational current at 1 current path at DC-12	
<ul style="list-style-type: none"> • at 24 V rated value 	10 A
<ul style="list-style-type: none"> • at 60 V rated value 	6 A
<ul style="list-style-type: none"> • at 110 V rated value 	3 A
<ul style="list-style-type: none"> • at 220 V rated value 	1 A
<ul style="list-style-type: none"> • at 440 V rated value 	0.3 A
<ul style="list-style-type: none"> • at 600 V rated value 	0.15 A
operational current with 2 current paths in series at DC-12	
<ul style="list-style-type: none"> • at 24 V rated value 	10 A
<ul style="list-style-type: none"> • at 60 V rated value 	10 A
<ul style="list-style-type: none"> • at 110 V rated value 	4 A
<ul style="list-style-type: none"> • at 220 V rated value 	2 A
<ul style="list-style-type: none"> • at 440 V rated value 	1.3 A
<ul style="list-style-type: none"> • at 600 V rated value 	0.65 A
operational current with 3 current paths in series at DC-12	
<ul style="list-style-type: none"> • at 24 V rated value 	10 A
<ul style="list-style-type: none"> • at 60 V rated value 	10 A
<ul style="list-style-type: none"> • at 110 V rated value 	10 A
<ul style="list-style-type: none"> • at 220 V rated value 	3.6 A
<ul style="list-style-type: none"> • at 440 V rated value 	2.5 A
<ul style="list-style-type: none"> • at 600 V rated value 	1.8 A
operating frequency at DC-12 maximum	1 000 1/h
operational current at 1 current path at DC-13	
<ul style="list-style-type: none"> • at 24 V rated value 	6 A
<ul style="list-style-type: none"> • at 60 V rated value 	2 A
<ul style="list-style-type: none"> • at 110 V rated value 	1 A
<ul style="list-style-type: none"> • at 220 V rated value 	0.3 A
<ul style="list-style-type: none"> • at 440 V rated value 	0.14 A
<ul style="list-style-type: none"> • at 600 V rated value 	0.1 A
operational current with 2 current paths in series at DC-13	
<ul style="list-style-type: none"> • at 24 V rated value 	10 A
<ul style="list-style-type: none"> • at 60 V rated value 	3.5 A

<ul style="list-style-type: none"> • at 110 V rated value • at 220 V rated value • at 440 V rated value • at 600 V rated value 	1.3 A 0.9 A 0.2 A 0.1 A
operational current with 3 current paths in series at DC-13	
<ul style="list-style-type: none"> • at 24 V rated value • at 60 V rated value • at 110 V rated value • at 220 V rated value • at 440 V rated value • at 600 V rated value 	10 A 4.7 A 3 A 1.2 A 0.5 A 0.26 A
operating frequency at DC-13 maximum	1 000 1/h
contact reliability of auxiliary contacts	1 faulty switching per 100 million (17 V, 1 mA)
UL/CSA ratings	
contact rating of auxiliary contacts according to UL	A600 / Q600
Short-circuit protection	
design of the miniature circuit breaker for short-circuit protection of the auxiliary circuit up to 230 V	C characteristic: 10 A; 0.4 kA
design of the fuse link for short-circuit protection of the auxiliary switch required	gG: 10 A (690 V, 1 kA)
Installation/ mounting/ dimensions	
mounting position	+/-180° rotation possible on vertical mounting surface; can be tilted forward and backward by +/- 22.5° on vertical mounting surface
fastening method	screw and snap-on mounting onto 35 mm DIN rail
height	57.5 mm
width	45 mm
depth	117 mm
required spacing	
<ul style="list-style-type: none"> • with side-by-side mounting <ul style="list-style-type: none"> — forwards — upwards — downwards — at the side • for grounded parts <ul style="list-style-type: none"> — forwards — upwards — at the side — downwards • for live parts <ul style="list-style-type: none"> — forwards — upwards — downwards — at the side 	10 mm 10 mm 10 mm 0 mm 10 mm 10 mm 6 mm 10 mm 10 mm 10 mm 10 mm 6 mm
Connections/ Terminals	
type of electrical connection for auxiliary and control circuit	ring terminal lug connection
Safety related data	
product function	
<ul style="list-style-type: none"> • positively driven operation according to IEC 60947-5-1 • suitable for safety function 	Yes Yes
suitability for use safety-related switching OFF	Yes
service life maximum	20 a
proportion of dangerous failures	
<ul style="list-style-type: none"> • with low demand rate according to SN 31920 • with high demand rate according to SN 31920 	40 % 73 %
B10 value with high demand rate according to SN 31920	1 000 000; With 0.3 x Ie
failure rate [FIT] with low demand rate according to SN 31920	100 FIT
ISO 13849	
device type according to ISO 13849-1	3
overdimensioning according to ISO 13849-2 necessary	Yes

IEC 61508

safety device type according to IEC 61508-2 Type A

Electrical Safety

protection class IP on the front according to IEC 60529 IP00

Approvals Certificates

Environmental Product Declaration

- global warming potential [CO2 eq] / during manufacturing 1.43 kg
- global warming potential [CO2 eq] / during operation 94.1 kg
- global warming potential [CO2 eq] / after end of life -0.0159 kg
- global warming potential [CO2 eq] / total 95.5 kg

Environment General Product Approval

[Environmental Confirmations](#)



General Product Approval EMV Functional Safety



[Type Examination Certificate](#)

Test Certificates Maritime application

[Special Test Certificate](#)

[Type Test Certificates/Test Report](#)



Maritime application other



[Confirmation](#)

[Miscellaneous](#)



Railway

[Special Test Certificate](#)

Further information

Information on the packaging

<https://support.industry.siemens.com/cs/ww/en/view/109813875>

Information for data generation and storage

<https://support.industry.siemens.com/cs/ww/en/view/109995012>

Information- and Downloadcenter (Catalogs, Brochures,...)

<https://www.siemens.com/ic10>

Industry Mall (Online ordering system)

<https://mall.industry.siemens.com/mall/en/en/Catalog/product?mlfb=3RH2262-4AM20>

Service&Support (Manuals, Certificates, Characteristics, FAQs,...)

<https://support.industry.siemens.com/cs/ww/en/ps/3RH2262-4AM20>

Image database (product images, 2D dimension drawings, 3D models, device circuit diagrams, EPLAN macros, ...)

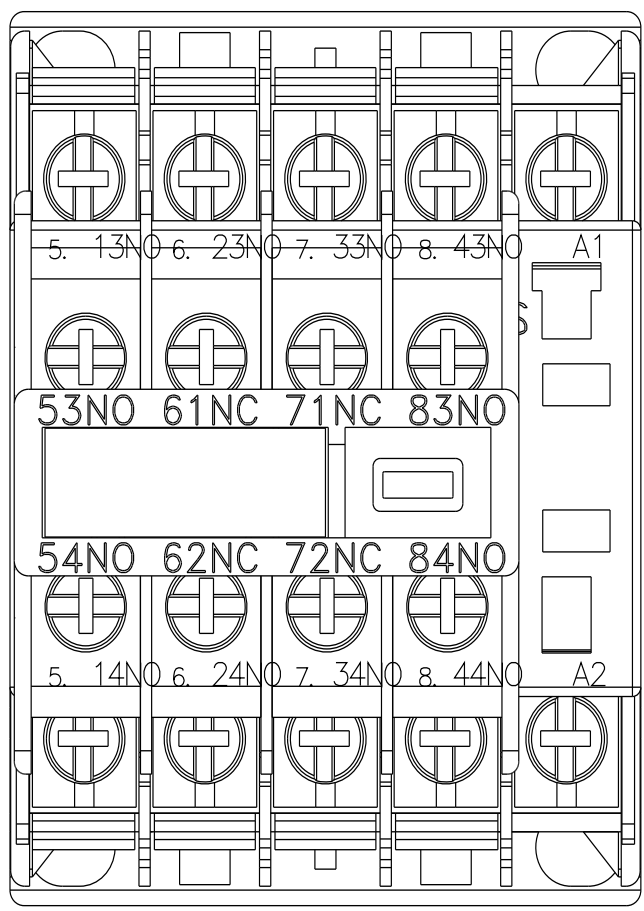
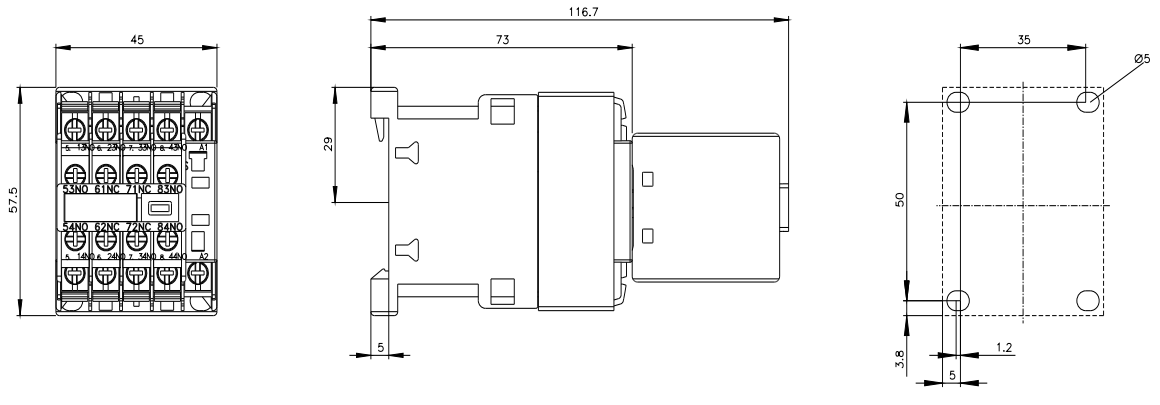
https://www.automation.siemens.com/bilddb/cax_de.aspx?mlfb=3RH2262-4AM20&lang=en

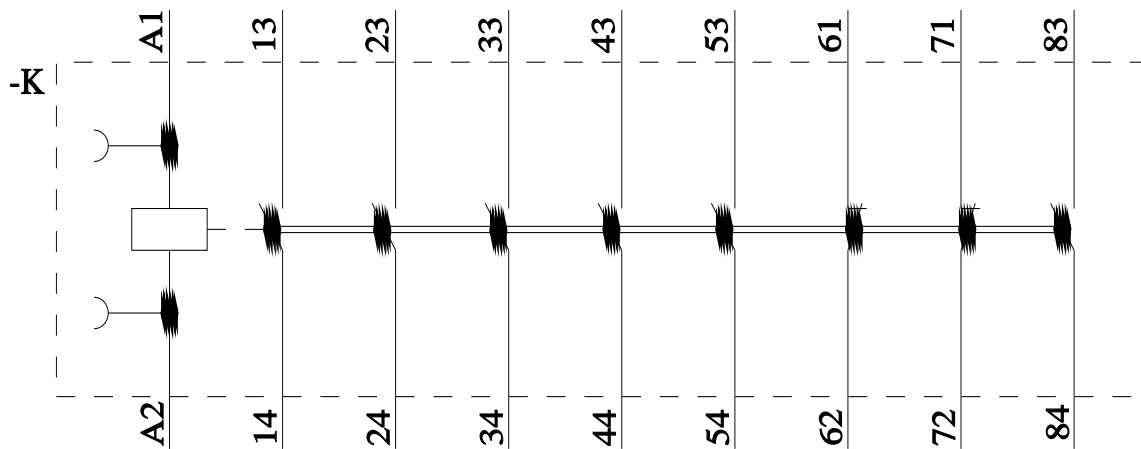
Cax online generator

<https://support.automation.siemens.com/WW/CAXorder/default.aspx?lang=en&mlfb=3RH2262-4AM20>

Characteristic curves

https://curves.simaris.siemens.com/curves/<mmp_prod_noCOMP='HAUPT'></mmp_prod_no>





last modified:

4/9/2026 