







control wire tap for nut keeper kit 10 accessory for: 3VM12

Model	
product brand name	SETRON
product designation	accessories
design of the product	control wire tap
accessories	Control wire tap
General technical data	
designation / of the terminal	CW-tap for Busbar
type of electrical connection / with control wire tap	Yes
Mechanical Design	
Net Weight	13 g
Connections according IEC	
stripped length	5-8 mm
tightening torque / when using copper cables	
• solid	0.75 - 2.5 mm²: 2 Nm
• finely stranded	0.75 - 2.5 mm²: 2 Nm
Connections according UL	
permissible temperature / of connectable conductor / according to UL 486A-486B	75 °C
stripped length	0.2-0.3 in
connectable conductor cross-section	
• for copper cable / solid / minimum	18 AWG
• for copper cable / solid / maximum	14 AWG
• for copper cable / stranded / minimum	18 AWG
• for copper cable / stranded / maximum	14 AWG
tightening torque / when using copper cables	
• solid	18 - 14 AWG: 17.7 lb-in
• stranded	18 - 14 AWG: 17,7 lb-in
Certificates	
General Product Approval	Maritime application
Miscellaneous	Confirmation
	
	
other	Environment



Further information

Information on the packaging

<https://support.industry.siemens.com/cs/ww/en/view/109813875>

Information for data generation and storage

<https://support.industry.siemens.com/cs/ww/en/view/109995012>

Information- and Downloadcenter (Catalogs, Brochures,...)

<https://www.siemens.com/lowvoltage/catalogs>

Industry Mall (Online ordering system)

<https://mall.industry.siemens.com/mall/en/en/Catalog/product?mlfb=3VM9200-0WC00>

Service&Support (Manuals, Certificates, Characteristics, FAQs,...)

<https://support.industry.siemens.com/cs/ww/en/ps/3VM9200-0WC00>

Image database (product images, 2D dimension drawings, 3D models, device circuit diagrams, ...)

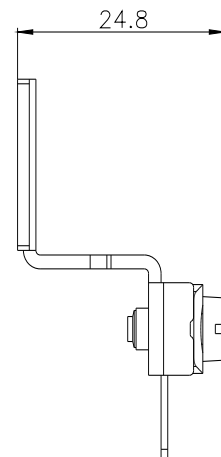
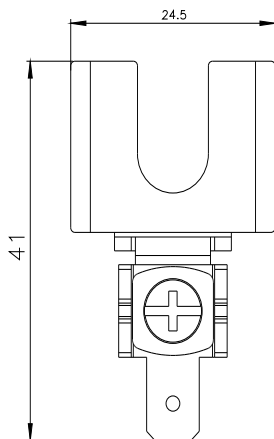
https://www.automation.siemens.com/bilddb/cax_en.aspx?mlfb=3VM9200-0WC00

CAX-Online-Generator

<https://www.siemens.com/cax>

Tender specifications

<https://www.siemens.com/specifications>



last modified:

5/26/2025

