

Product data sheet

Specifications



variable speed drive, Altivar Machine ATV350, standard I/O, STO, 7.5kW, 10hp, 400 to 480V, IP66

ATV350U75N4W

Product availability: Stock - Normally stocked in distribution facility

Main

Range of Product	Altivar Machine ATV350
Product Specific Application	Material handling
Product or Component Type	Variable speed drive
Device short name	ATV350
Variant	Basic version
Product destination	Asynchronous motors Synchronous motors
Mounting Mode	Wall mounted
EMC filter	Class C2 EMC filter integrated EN 61508 32.8 ft (10 m) Class C2 EMC filter integrated EN 61800-5-1 32.8 ft (10 m) Class C2 EMC filter integrated EN 61800-5-2 32.8 ft (10 m) Class C2 EMC filter integrated IEC 60529 32.8 ft (10 m) Class C2 EMC filter integrated UL 50E 32.8 ft (10 m) Class C2 EMC filter integrated machinery directive 2006/42/EC 32.8 ft (10 m)
IP degree of protection	IP66 conforming to EN 61508 IP66 conforming to EN 61800-5-1 IP66 conforming to EN 61800-5-2 IP66 conforming to IEC 60529 IP66 conforming to UL 50E IP66 conforming to machinery directive 2006/42/EC
Type of cooling	AN (air natural)
Supply frequency	45...65 Hz
Phase	3 phase with current derating of 2.5 % per °C
[Us] rated supply voltage	400...480 V +/-5 %
Motor power kW	7.5 kW conveying applications
Maximum Horse Power Rating	10 hp heavy duty
Line current	24.7 A 400...480 V conveying applications)
Apparent power	10.1 kVA 400...480 V conveying applications)
Continuous output current	24.7 A 2...16 kHz conveying applications
Maximum transient current	49.4 A 3 s conveying applications) 37 A 60 s conveying applications)
Asynchronous motor control profile	U/F vector control Sensorless vector control (SVC) Energy saving control Closed-loop control with encoder
Synchronous motor control profile	Permanent magnet control in open loop Permanent magnet control in close loop
Output frequency	1...599 Hz

Price is "List Price" and may be subject to a trade discount – check with your local distributor or retailer for actual price.

Nominal switching frequency	12 kHz
Switching frequency	2...16 kHz with current derating of 0.5 % per additional 100 m
number of preset speeds	16 preset speeds
Communication Port Protocol	EtherNet/IP EtherCAT IO-Link Modbus TCP PROFINET

Complementary

Output voltage	460 V
Output Current	24.7 A
Motor slip compensation	Adjustable
Acceleration and deceleration ramps	2 customized adjustable ramps for acceleration and deceleration
Protection type	Line supply phase loss drive Motor phase loss motor Line supply overvoltage and undervoltage drive Overheating protection drive Overload motor With PTC probes motor Short-circuit between motor phases drive Overcurrent between output phases and earth drive
Frequency resolution	Motor 0.1 Hz
Electrical connection	2 connectors
Connector type	M12 I/O on base)EtherCAT M12 I/O on base)EtherNet/IP M12 I/O on base)Modbus TCP M12 I/O on base)PROFINET
Physical interface	2 Ethernet ports 100BASE-FX EtherNet/IP
Method of access	IO scanner
Supply	Internal supply for logic inputs 24 V DC
Local signalling	LEDs (red) for status
Discrete input number	4
Discrete input type	discrete input, 12 V DC
Input compatibility	1 incremental encoder (24 V)
Discrete input logic	Programmable digital input digital I/O, 0...0.8 V, 11...24 V
Isolation	Between power and control terminals
Safety Function	STO (safe torque off)
Width	24.2 in (614 mm)
Height	12.1 in (308 mm)
Depth	11.06 in (281 mm)
Product Weight	13.2 lb(US) (6.0 kg)

Environment

Operating position	Horizontal
Pollution degree	2
Vibration resistance	1 mm (f= 5...13 Hz) conforming to DNVGL-GC-0339 0.7 gn (f= 13...100 Hz) conforming to DNVGL-GC-0339

Relative humidity	5...95 % without condensation EN/IEC 60068-2-3
Ambient air temperature for operation	-22...140 °F (-30...60 °C) (with current derating of 2.5 % per °C above 40 °C)
Ambient Air Temperature for Storage	-22...140 °F (-30...60 °C)
Operating altitude	3280.84 ft (1000 m) with current derating of 0.5 % per additional 100 m
Standards	IEC 61800-5-1 IEC 61800-3 UL 508C IEC 61800-3 environments 1 category C2 IEC 61800-3 environments 2 category C3 IEC 60721-3 IEC 61508 IEC 13849-1
Product Certifications	UL 508 UL 50/50E, Type 4X
Marking	CE UL CULus IEC UKCA

Ordering and shipping details

Category	US1CP4B22182
Discount Schedule	CP4B
GTIN	3606487900214
Returnability	Yes
Country of origin	US

Packing Units

Unit Type of Package 1	PCE
Nbr. of units in pkg.	1
Package 1 Height	12.200 in (30.988 cm)
Package 1 Width	12.800 in (32.512 cm)
Package 1 Length	24.300 in (61.722 cm)
Package weight(Lbs)	20.130 lb(US) (9.131 kg)



Environmental Data

Schneider Electric aims to achieve Net Zero status by 2050 through supply chain partnerships, lower impact materials, and circularity via our ongoing “Use Better, Use Longer, Use Again” campaign to extend product lifetimes and recyclability.

[Environmental Data explained >](#)

[How we assess product sustainability >](#)

Use Better

Materials and Substances	
Packaging made with recycled cardboard	Yes
Packaging without single use plastic	No
SCIP Number	8aec4cd3-83fc-47ba-a2da-57bae55753a9
EU RoHS Directive	Compliant By Exemption
REACH Regulation	Reference contains Substances of Very High Concern above the threshold
California proposition 65	WARNING: This product can expose you to chemicals including: Lead and lead compounds, which is known to the State of California to cause cancer and birth defects or other reproductive harm. For more information go to www.P65Warnings.ca.gov

Use Longer

Lifetime extension	
Repair	No

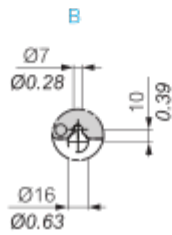
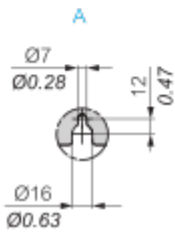
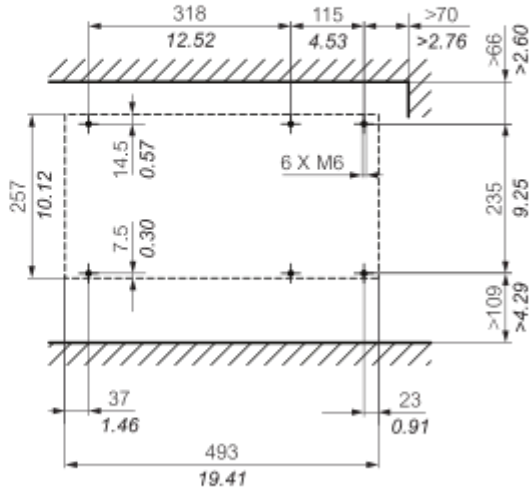
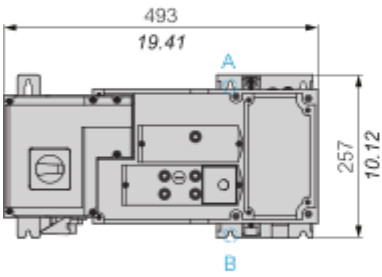
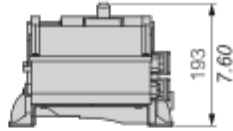
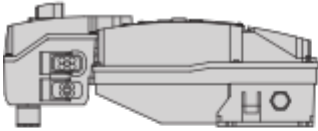
Use Again

Repack and remanufacture	
Take-back	No

Dimensions Drawings

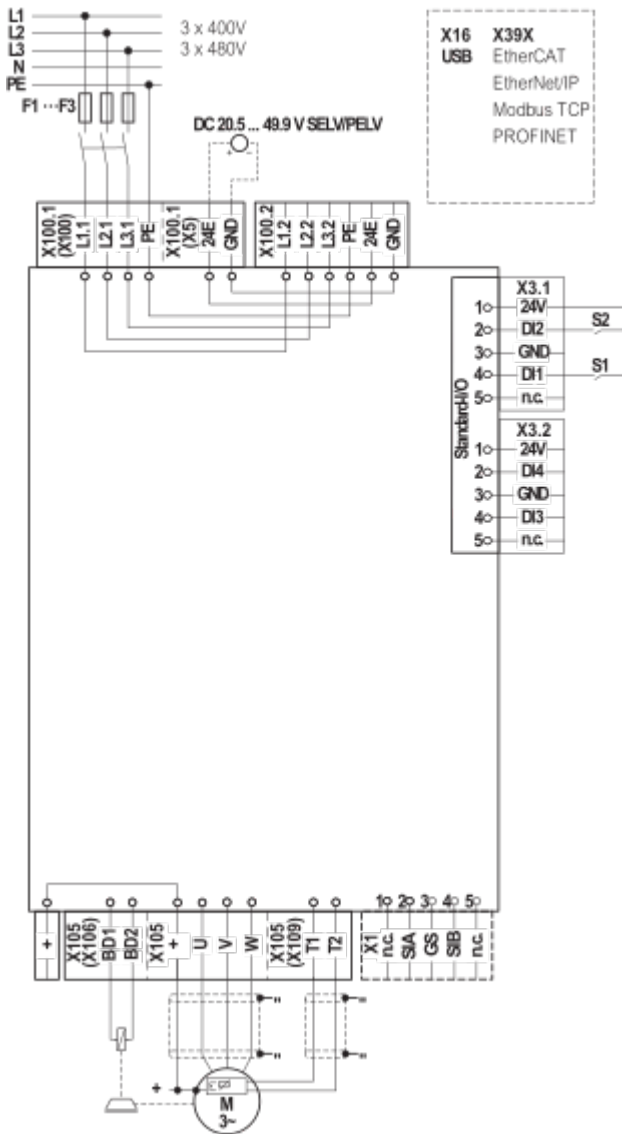
Dimensions

mm
in.



Connections and Schema

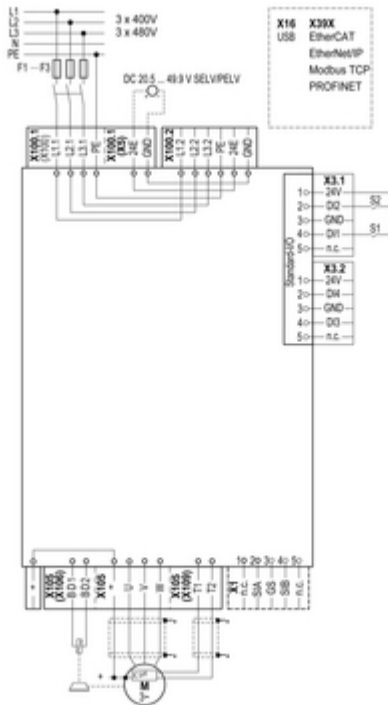
Wiring Diagram



For the mains connection, the drive is equipped with Han-Q4/2 connectors.

Technical Illustration

Wiring diagram



For the mains connection, the drive is equipped with Han-Q42 connectors.

Image of product / Alternate images

Alternative

