



LOGO!Power/1AC/12VDC/1.9A

LOGO!POWER 12 V / 1.9 A stabilized power supply input: 100-240 V AC output: 12 V DC/ 1.9 A

General information	
Technical Product Detail Page	https://i.siemens.com/1P6EP3321-6SB00-0AY0
input	
type of the power supply network	1-phase AC or DC
supply voltage at AC	
<ul style="list-style-type: none"> • minimum rated value • maximum rated value • initial value • full-scale value 	100 V 240 V 85 V 264 V
input voltage at DC	110 ... 300 V
wide range input	Yes
overvoltage overload capability	300 V AC for 1 s
buffering time for rated value of the output current in the event of power failure minimum	40 ms
operating condition of the mains buffering	at $V_{in} = 187\text{ V}$
line frequency	50/60 Hz
line frequency	47 ... 63 Hz
input current	
<ul style="list-style-type: none"> • at rated input voltage 120 V • at rated input voltage 230 V 	0.53 A 0.3 A
current limitation of inrush current at 25 °C maximum	25 A
I ² t value maximum	0.8 A ² ·s
fuse protection type	internal
fuse protection type in the feeder	Recommended miniature circuit breaker: from 6 A characteristic B or from 2 A characteristic C
output	
voltage curve at output	Controlled, isolated DC voltage
output voltage at DC rated value	12 V
output voltage	
<ul style="list-style-type: none"> • at output 1 at DC rated value 	12 V
output voltage adjustable	Yes; via potentiometer
adjustable output voltage	10.5 ... 16.1 V
relative overall tolerance of the voltage	3 %
relative control precision of the output voltage	
<ul style="list-style-type: none"> • on slow fluctuation of input voltage • on slow fluctuation of ohm loading 	0.1 % 0.1 %

residual ripple	
• maximum	200 mV
• typical	30 mV
voltage peak	
• maximum	300 mV
• typical	50 mV
display version for normal operation	Green LED for output voltage OK
behavior of the output voltage when switching on	No overshoot of Vout (soft start)
response delay maximum	0.5 s
voltage increase time of the output voltage	
• typical	100 ms
output current	
• rated value	1.9 A
• rated range	0 ... 1.9 A; +55 ... +70 °C: Derating 2%/K
supplied active power typical	22.8 W
bridging of equipment	Yes
number of parallel-switched equipment resources for increasing the power	2
efficiency	
efficiency in percent	81 %
power loss [W]	
• at rated output voltage for rated value of the output current typical	5.3 W
• during no-load operation maximum	0.3 W
closed-loop control	
relative control precision of the output voltage with rapid fluctuation of the input voltage by +/- 15% typical	0.2 %
relative control precision of the output voltage at load step of resistive load 10/90/10 % typical	2 %
setting time	
• load step 10 to 90% typical	1 ms
• load step 90 to 10% typical	1 ms
protection and monitoring	
design of the overvoltage protection	< 60 V
property of the output short-circuit proof	Yes
design of short-circuit protection	Constant current characteristic
• typical	2.5 A
overcurrent overload capability	
• when switching on	150% Iout rated typ. 200 ms
• in normal operation	overload capability 150% Iout rated typ. 200 ms
enduring short circuit current RMS value	
• maximum	2.5 A
measuring point for output current	Yes; 50 mV = [^] 1.9 A
safety	
galvanic isolation between input and output	Yes
galvanic isolation	Output voltage: SELV, ES1 (IEC 62368-1), DVC As (IEC 61204-7)
operating resource protection class	Class II (without protective conductor)
protection class IP	IP20
EMC	
standard	
• for emitted interference	EN 55022 Class B
• for mains harmonics limitation	not applicable
• for interference immunity	EN 61000-6-2
standards, specifications, approvals	
certificate of suitability	
• CE marking	Yes
• UL approval	Yes; cULus-Listed (UL 508, CSA C22.2 No. 107.1), File E197259; cURus-Recognized (UL 60950, CSA C22.2 No. 60950), File E151273, NEC class 2 (acc. to UL 1310)
• EAC approval	Yes

<ul style="list-style-type: none"> • NEC Class 2 • SEMI F47 	<p>Yes; according to UL1310, File E151273</p> <p>Yes</p>
type of certification	
<ul style="list-style-type: none"> • CB-certificate 	Yes
MTBF at 40 °C	2 938 542 h
standards, specifications, approvals hazardous environments	
certificate of suitability	
<ul style="list-style-type: none"> • IECEx • ATEX • ULhazloc approval • FM registration 	<p>No</p> <p>No</p> <p>No</p> <p>No</p>
standards, specifications, approvals marine classification	
shipbuilding approval	Yes
Marine classification association	
<ul style="list-style-type: none"> • American Bureau of Shipping Europe Ltd. (ABS) • French marine classification society (BV) • Det Norske Veritas (DNV) • Lloyds Register of Shipping (LRS) 	<p>Yes</p> <p>Yes</p> <p>Yes</p> <p>Yes</p>
standards, specifications, approvals Environmental Product Declaration	
Environmental Product Declaration	Yes
global warming potential [CO2 eq]	
<ul style="list-style-type: none"> • total • during manufacturing • during operation • after end of life 	<p>147.3 kg</p> <p>2.3 kg</p> <p>145 kg</p> <p>0.08 kg</p>
Siemens Eco Profile (SEP)	Siemens EcoTech
ambient conditions	
ambient temperature	
<ul style="list-style-type: none"> • during operation • during transport • during storage 	<p>-25 ... +70 °C; with natural convection</p> <p>-40 ... +85 °C</p> <p>-40 ... +85 °C</p>
environmental category according to IEC 60721	Climate class 3K3, 5 ... 95% no condensation
connection method	
type of electrical connection	screw terminal
<ul style="list-style-type: none"> • at input • at output • for auxiliary contacts 	<p>L, N: 1 screw terminal each for 0.5 ... 2.5 mm² single-core/finely stranded</p> <p>+, -: 1 screw terminal each for 0.5 ... 2.5 mm²</p> <p>-</p>
mechanical data	
width × height × depth of the enclosure	36 × 90 × 53 mm
installation width × mounting height	36 mm × 130 mm
required spacing	
<ul style="list-style-type: none"> • top • bottom • left • right 	<p>20 mm</p> <p>20 mm</p> <p>0 mm</p> <p>0 mm</p>
fastening method	Snaps onto DIN rail EN 60715 35x7.5/15, direct mounting in different mounting positions
<ul style="list-style-type: none"> • DIN-rail mounting • S7 rail mounting • wall mounting 	<p>Yes</p> <p>No</p> <p>Yes</p>
housing can be lined up	Yes
net weight	0.12 kg
further information internet links	
internet link	
<ul style="list-style-type: none"> • to website: Industry Mall • to web page: selection aid TIA Selection Tool • to web page: power supplies • to website: CAx-Download-Manager • to website: Industry Online Support 	<p>https://mall.industry.siemens.com</p> <p>https://www.siemens.com/tstcloud</p> <p>https://siemens.com/sitop</p> <p>https://siemens.com/cax</p> <p>https://support.industry.siemens.com</p>

additional information

other information Specifications at rated input voltage and ambient temperature +25 °C (unless otherwise specified)

security information

security information Siemens provides products and solutions with industrial cybersecurity functions that support the secure operation of plants, systems, machines and networks. In order to protect plants, systems, machines and networks against cyber threats, it is necessary to implement - and continuously maintain - a holistic, state-of-the-art industrial cybersecurity concept. Siemens' products and solutions constitute one element of such a concept. Customers are responsible for preventing unauthorized access to their plants, systems, machines and networks. Such systems, machines and components should only be connected to an enterprise network or the internet if and to the extent such a connection is necessary and only when appropriate security measures (e.g. firewalls and/or network segmentation) are in place. For additional information on industrial cybersecurity measures that may be implemented, please visit www.siemens.com/cybersecurity-industry. Siemens' products and solutions undergo continuous development to make them more secure. Siemens strongly recommends that product updates are applied as soon as they are available and that the latest product versions are used. Use of product versions that are no longer supported, and failure to apply the latest updates may increase customer's exposure to cyber threats. To stay informed about product updates, subscribe to the Siemens Industrial Cybersecurity RSS Feed under <https://www.siemens.com/cert>. (V4.7)

Classifications

	Version	Classification
eClass	14	27-04-07-01
eClass	12	27-04-07-01
eClass	9.1	27-04-07-01
eClass	9	27-04-07-01
eClass	8	27-04-90-02
eClass	7.1	27-04-90-02
eClass	6	27-04-90-02
ETIM	10	EC002540
ETIM	9	EC002540
ETIM	8	EC002540
ETIM	7	EC002540
IDEA	4	4130
UNSPSC	15	39-12-10-04

Approvals Certificates

Environmental Product Declaration

• global warming potential [CO2 eq] / during manufacturing	2.3 kg
• global warming potential [CO2 eq] / during operation	145 kg
• global warming potential [CO2 eq] / after end of life	0.08 kg
• global warming potential [CO2 eq] / total	147.3 kg

Environment **General Product Approval**



EPD



Siemens EcoTech



CB
CB




CB
CB


[Manufacturer Declaration](#)

[Declaration of Conformity](#)

General Product Approval




UK
CA




CE
EG-Konf.


[China RoHS](#)



UL



RCM



AR

Maritime application



ABS



BUREAU
VERITAS



DNV



LRS

last modified:

5/5/2026 