








RC unit for 5SP4, 2-pole, type A, selective, In: 100 A, 300 mA, Un AC: 230 V

Figure similar

Model	
product brand name	SENTRON
product designation	RCD-unit
design of the product	Selective
product type designation	5SM2
product version	for 5SP4
General technical data	
number of poles	2
design of pole	2 poles
size of installation devices according to DIN 43880	1
touch protection against electrical shock according to EN 50274	Finger and back-of-hand safe
mechanical service life (operating cycles) typical	10 000
overvoltage category	III
degree of pollution	2
Voltage	
type of voltage of the operating voltage	AC
insulation voltage (Ui) rated value	460 V
surge voltage resistance rated value	4 000 V
tripping fault current rated value	300 mA
<ul style="list-style-type: none"> • operational current <ul style="list-style-type: none"> — at 40 °C rated value — at 45 °C rated value — at 50 °C rated value — at 55 °C rated value — at 60 °C rated value — at 65 °C rated value — at 70 °C rated value • operational current at AC rated value 	93 A 93 A 90 A 87 A 85 A 83 A 80 A 100 A
residual current type	A
surge current resistance rated value	5 kA
supply voltage <ul style="list-style-type: none"> • at AC • for testing equipment minimum 	230 V 195 V
value range of the supply voltage frequency	50 Hz
value range of the operating frequency	50/60 Hz
Protection class	

protection class IP	IP20, if the distribution board is installed, with connected conductors	
protection function false tripping	Yes	
Dissipation		
power loss [W]		
<ul style="list-style-type: none"> for rated value of the current at AC in hot operating state per pole 	5 W	
<ul style="list-style-type: none"> maximum 	10 W	
Product details		
product feature OFF-delay time adjustable	No	
product feature rated fault current adjustable	No	
product feature sealable	No	
Connections		
connectable conductor cross-section solid		
<ul style="list-style-type: none"> minimum 	6 mm ²	
<ul style="list-style-type: none"> maximum 	50 mm ²	
connectable conductor cross-section stranded		
<ul style="list-style-type: none"> minimum 	6 mm ²	
<ul style="list-style-type: none"> maximum 	50 mm ²	
tightening torque with screw-type terminals		
<ul style="list-style-type: none"> minimum 	2.5 N·m	
<ul style="list-style-type: none"> maximum 	3 N·m	
position of power supply cord	top or bottom	
Mechanical Design		
height	90 mm	
width	71 mm	
depth	70 mm	
installation depth	70 mm	
number of modular width units	4	
fastening method	DIN rail	
mounting position	any	
Net Weight	468 g	
Environmental conditions		
ambient temperature during operation		
<ul style="list-style-type: none"> minimum 	-25 °C	
<ul style="list-style-type: none"> maximum 	45 °C	
ambient temperature during storage		
<ul style="list-style-type: none"> minimum 	-40 °C	
<ul style="list-style-type: none"> maximum 	75 °C	
number of test cycles for environmental testing according to IEC 60068-2-30	28	
Certificates		
reference code according to IEC 81346-2	F	
Approvals Certificates		
Environment	General Product Approval	
Environmental Confirmations	Environmental Confirmations	
	Miscellaneous	
		
	Confirmation	
General Product Approval	other	Dangerous goods
		
	Confirmation	Transport Information
Further information		
Information on the packaging		

<https://support.industry.siemens.com/cs/ww/en/view/109813875>

Information for data generation and storage

<https://support.industry.siemens.com/cs/ww/en/view/109995012>

Information- and Downloadcenter (Catalogs, Brochures,...)

<https://www.siemens.com/lowvoltage/catalogs>

Industry Mall (Online ordering system)

<https://mall.industry.siemens.com/mall/en/en/Catalog/product?mlfb=5SM2627-8>

Service&Support (Manuals, Certificates, Characteristics, FAQs,...)

<https://support.industry.siemens.com/cs/ww/en/ps/5SM2627-8>

Image database (product images, 2D dimension drawings, 3D models, device circuit diagrams, ...)

https://www.automation.siemens.com/bilddb/cax_en.aspx?mlfb=5SM2627-8

CAX-Online-Generator

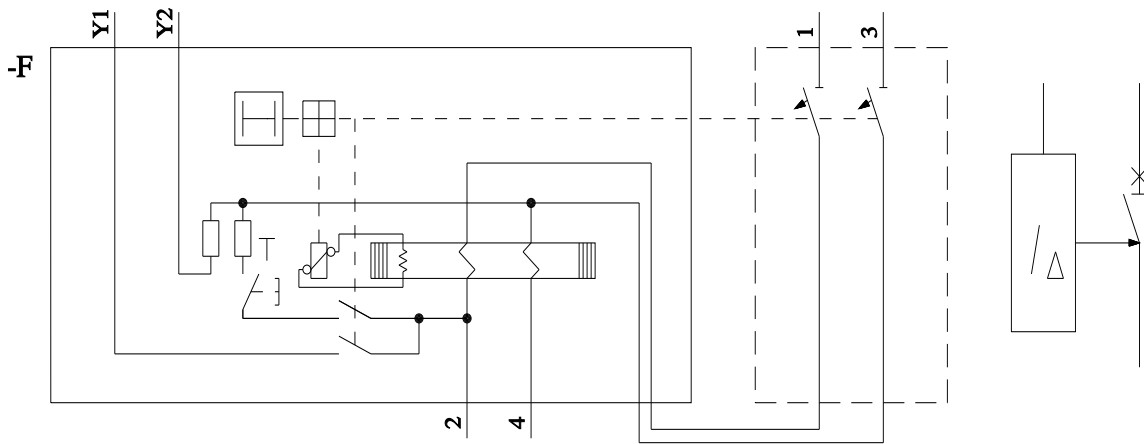
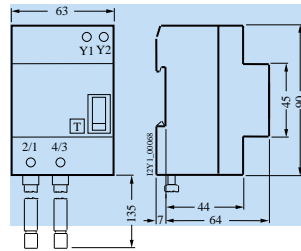
<https://www.siemens.com/cax>

Tender specifications

<https://www.siemens.com/specifications>

Characteristic curves

https://curves.simaris.siemens.com/curves/<mmp_prod_noCOMP='HAUPT'></mmp_prod_no>



last modified:

4/12/2025

