




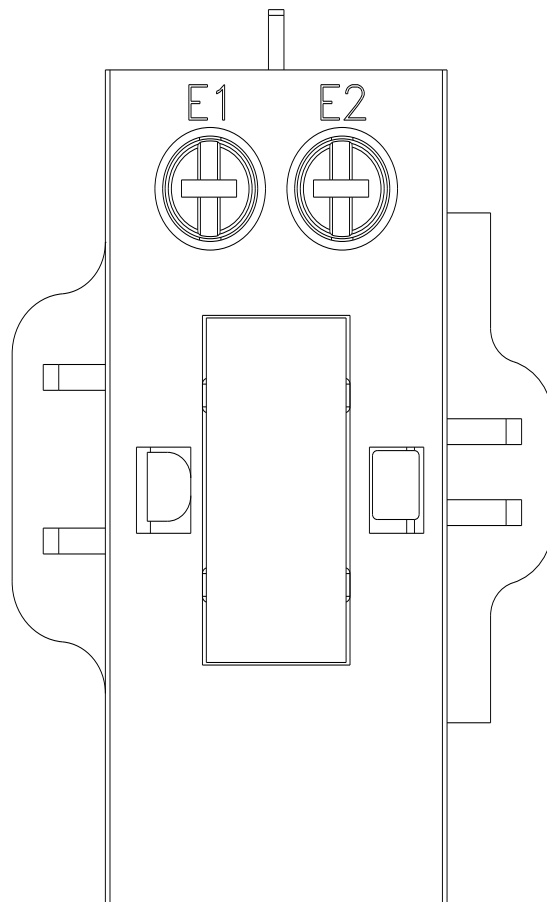
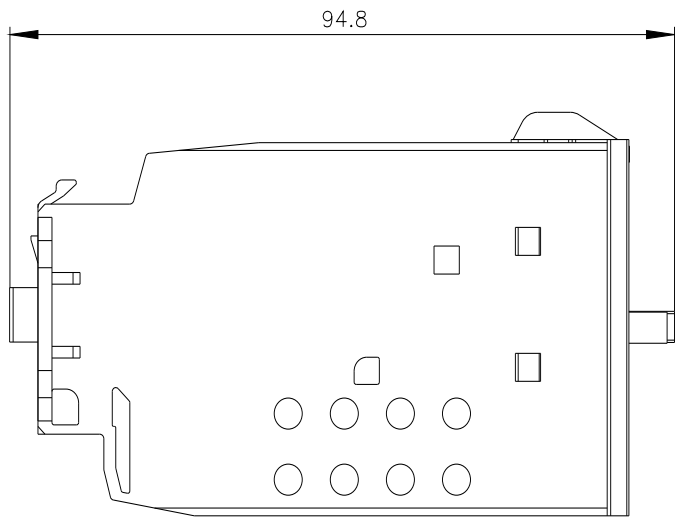
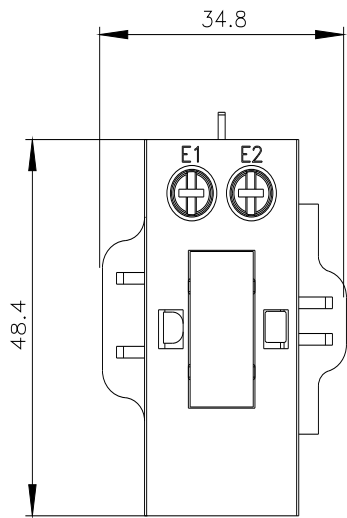


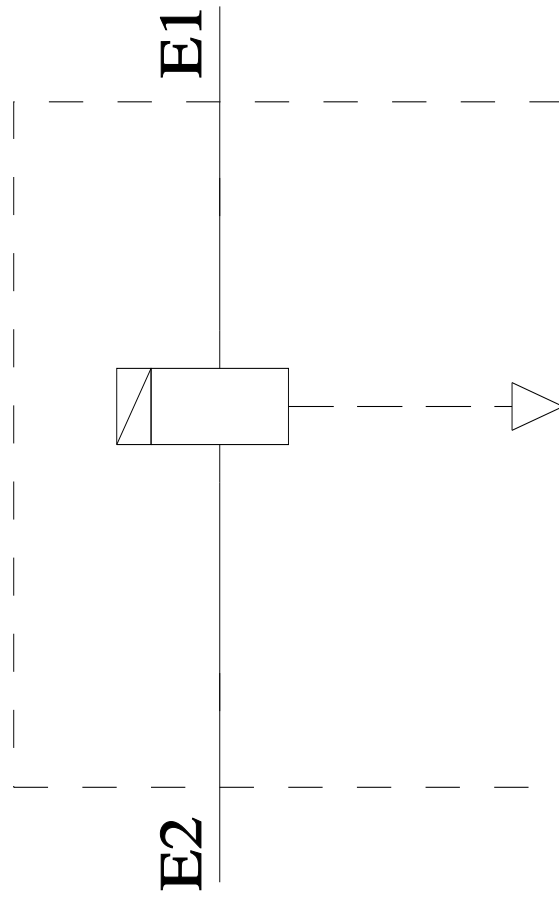


mechanical latch, 230 V AC/DC, for contactors 3RT202, 3RT232, 3RT252

product brand name	SIRIUS
product category	Latching blocks
product designation	mechanical latch
product type designation	3RT29
General technical data	
certificate of suitability	CE / UL / CSA
size of contactor	S0
insulation voltage with degree of pollution 3 at AC rated value	300 V
power loss [W] of magnet coil at DC typical	4 W
power loss [V·A] of magnet coil at AC typical	4 VA
surge voltage resistance rated value	4 kV
protection class IP on the front	IP20
Substance Prohibitance (day/month/year)	10/01/2009
SVHC substance name	Lead CAS-No. 7439-92-1 2-methyl-1-(4-methylthiophenyl)-2-morpholinopropan-1-one CAS-No. 71868-10-5 Melamine CAS-No. 108-78-1
Net Weight	0.125 g
type of voltage of the control supply voltage	AC/DC
control supply voltage 1 at AC	
• at 50 Hz rated value	230 V
• at 60 Hz rated value	230 V
control supply voltage frequency	
• 1 rated value	50 Hz
• 2 rated value	60 Hz
control supply voltage 1 at DC rated value	230 V
operating range factor control supply voltage rated value of magnet coil	
• initial value	0.85
• full-scale value	1.1
operating range factor control supply voltage rated value of magnet coil at DC	
• initial value	0.85
• full-scale value	1.1
operating range factor control supply voltage rated value of magnet coil at AC	
• at 50 Hz	0.85 ... 1.1
• at 60 Hz	0.85 ... 1.1
number of NC contacts for auxiliary contacts	0
• instantaneous contact	0
• lagging switching	0

number of NO contacts for auxiliary contacts	0				
• instantaneous contact	0				
• leading contact	0				
Ambient conditions					
ambient temperature					
• during operation	-25 ... +60 °C				
• during storage	-50 ... +80 °C				
Installation/ mounting/ dimensions					
mounting position	any				
fastening method	clip-on				
height	48.4 mm				
width	22 mm				
depth	84.3 mm				
Connections/ Terminals					
type of electrical connection for auxiliary and control circuit	screw-type terminals				
connectable conductor cross-section for auxiliary contacts					
• solid or stranded	0.5 ... 4 mm ²				
• finely stranded with core end processing	0.5 ... 2.5 mm ²				
type of connectable conductor cross-sections					
• for auxiliary contacts					
— solid	2x (0.5 ... 2.5 mm ²), 1x 4 mm ²				
— finely stranded with core end processing	2x (0.5 ... 2.5 mm ²), 1x 2.5 mm ²				
• for AWG cables for auxiliary contacts	2x 14, 1x 12				
AWG number as coded connectable conductor cross section for auxiliary contacts	14 ... 12				
Approvals Certificates					
Environmental Product Declaration					
• global warming potential [CO2 eq] / during manufacturing	0.0885 kg				
• global warming potential [CO2 eq] / during operation	6.96 kg				
• global warming potential [CO2 eq] / after end of life	-0.0061 kg				
• global warming potential [CO2 eq] / total	7.04 kg				
Environment	General Product Approval	EMV	Test Certificates		
Environmental Confirmations					Type Test Certificates/Test Report
Test Certificates	other	Railway			
Special Test Certificate	Confirmation	Miscellaneous		Special Test Certificate	
Further information					
Information on the packaging https://support.industry.siemens.com/cs/ww/en/view/109813875					
Information for data generation and storage https://support.industry.siemens.com/cs/ww/en/view/109995012					
Information- and Downloadcenter (Catalogs, Brochures,...) https://www.siemens.com/ic10					
Industry Mall (Online ordering system) https://mall.industry.siemens.com/mall/en/en/Catalog/product?mlfb=3RT2926-3AP31					
Cax online generator https://support.automation.siemens.com/WW/CAXorder/default.aspx?lang=en&mlfb=3RT2926-3AP31					
Service&Support (Manuals, Certificates, Characteristics, FAQs,...) https://support.industry.siemens.com/cs/ww/en/ps/3RT2926-3AP31					
Image database (product images, 2D dimension drawings, 3D models, device circuit diagrams, EPLAN macros, ...) https://www.automation.siemens.com/bilddb/cax_de.aspx?mlfb=3RT2926-3AP31&lang=en					





last modified:

4/2/2025 