



2nd lateral auxiliary switch 1 NO, 1 NC, screw terminal for contactor 3RT148

product brand name	SIRIUS
product category	Auxiliary switch
product designation	auxiliary switch
design of the product	second can be mounted laterally
product type designation	3RH19
suitability for use	for 3RT148
General technical data	
insulation voltage with degree of pollution 3 at AC rated value	600 V
surge voltage resistance rated value	6 kV
protection class IP on the front	IP00
mechanical service life (operating cycles) typical	1 000 000
electrical endurance (operating cycles) at AC-15 at 230 V typical	250 000
Substance Prohibitance (day/month/year)	05/15/2019
Net Weight	0.058 kg
number of NC contacts for auxiliary contacts	
• instantaneous contact	1
• lagging switching	0
number of NO contacts for auxiliary contacts	
• instantaneous contact	1
• leading contact	0
number of CO contacts of auxiliary contacts instantaneous contact	0
operational current of auxiliary contacts at AC-12	
• at 24 V	16 A
• at 230 V	16 A
operational current of auxiliary contacts at AC-12 maximum	16 A
operational current of auxiliary contacts at AC-15	
• at 24 V	6 A
• at 230 V	3 A
• at 400 V	1.5 A
operational current of auxiliary contacts at DC-13	
• at 24 V	6 A
• at 48 V	2 A
• at 60 V	2 A
• at 110 V	1 A
• at 125 V	0.55 A
• at 220 V	0.27 A
• at 250 V	0.27 A
design of the miniature circuit breaker for short-circuit protection of the auxiliary circuit up to 230 V	C characteristic: 10 A; 0.4 kA

Ambient conditions	
ambient temperature	
• during operation	-25 ... +55 °C
• during storage	-40 ... +80 °C

Safety related data	
product function	
• mirror contact according to IEC 60947-4-1	Yes; with 3RT148
• positively driven operation according to IEC 60947-5-1	No

Short-circuit protection	
design of the miniature circuit breaker for short-circuit protection of the auxiliary circuit up to 230 V	C characteristic: 10 A; 0.4 kA
design of the fuse link for short-circuit protection of the auxiliary switch required	gG: 10 A (500 V, 1 kA)

Installation/ mounting/ dimensions	
fastening method	screw fixing
height	72 mm
width	12.8 mm
depth	65.5 mm

Connections/ Terminals	
type of electrical connection for auxiliary and control circuit	screw-type terminals
connectable conductor cross-section for auxiliary contacts	
• solid or stranded	1 ... 2.5 mm ²
• finely stranded with core end processing	1 ... 2.5 mm ²
type of connectable conductor cross-sections	
• for auxiliary contacts	
— solid	2x (1 ... 2,5 mm ²)
— solid or stranded	2x (1 ... 2.5 mm ²)
— finely stranded with core end processing	2x (1 ... 2,5 mm ²)
• for AWG cables for auxiliary contacts	2x (16 ... 14)
AWG number as coded connectable conductor cross section for auxiliary contacts	16 ... 14

Approvals Certificates

Environment	General Product Approval
-------------	--------------------------

[Environmental Conformations](#)



General Product Approval	Test Certificates	other	Railway
--------------------------	-------------------	-------	---------



[Special Test Certificate](#)

[Confirmation](#)



[Special Test Certificate](#)

Further information

Information on the packaging

<https://support.industry.siemens.com/cs/ww/en/view/109813875>

Information for data generation and storage

<https://support.industry.siemens.com/cs/ww/en/view/109995012>

Information- and Downloadcenter (Catalogs, Brochures,...)

<https://www.siemens.com/ic10>

Industry Mall (Online ordering system)

<https://mall.industry.siemens.com/mall/en/en/Catalog/product?mlfb=3RH1981-1JA11>

Cax online generator

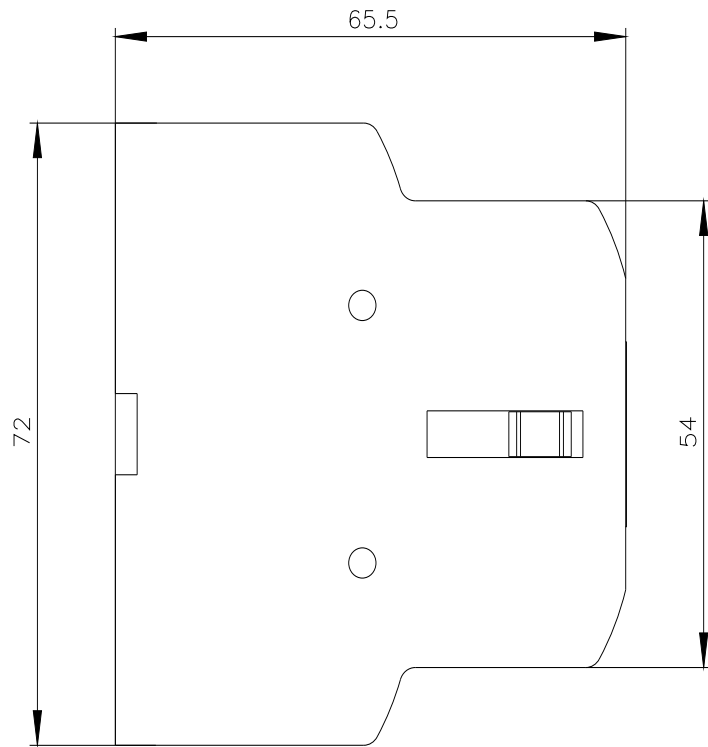
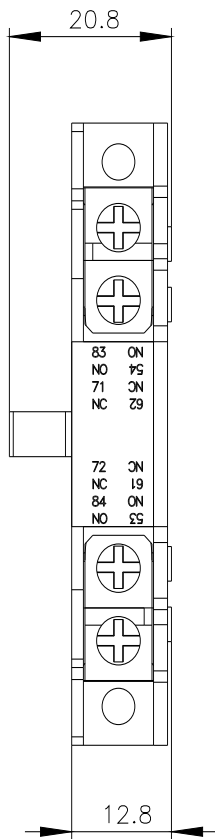
<https://support.automation.siemens.com/WW/CAXorder/default.aspx?lang=en&mlfb=3RH1981-1JA11>

Service&Support (Manuals, Certificates, Characteristics, FAQs,...)

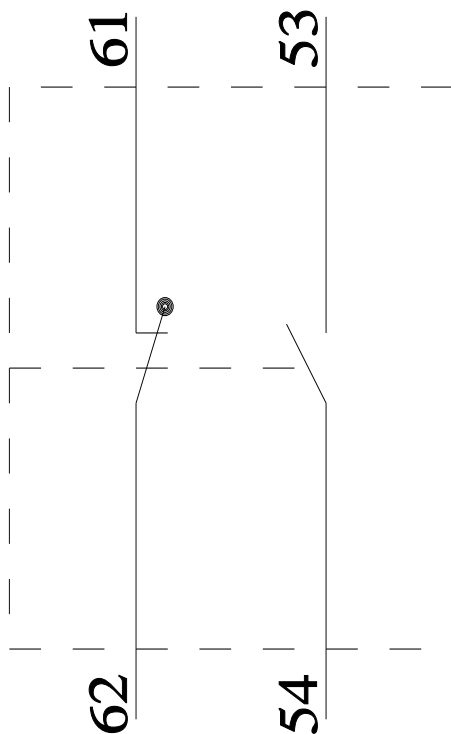
<https://support.industry.siemens.com/cs/ww/en/ps/3RH1981-1JA11>

Image database (product images, 2D dimension drawings, 3D models, device circuit diagrams, EPLAN macros, ...)

https://www.automation.siemens.com/bilddb/cax_de.aspx?mlfb=3RH1981-1JA11&lang=en



Links / left



Rechts / right

