

Product data sheet

Specifications



circuit breaker EasyPact EZC400N - TMD - 350 A - 3 poles 3d

EZC400N3350N

Main

Range of product	EasyPact
Product or component type	Circuit breaker
Device short name	EasyPact EZC400N
Circuit breaker name	EasyPact EZC400N
Device application	Distribution
Poles description	3P
Protected poles description	3t
Network type	AC
Network frequency	50/60 Hz
[In] rated current	400 A at 40 °C
[Ui] rated insulation voltage	690 V AC 50/60 Hz conforming to IEC 60947-2
[Uimp] rated impulse withstand voltage	6 kV conforming to IEC 60947-2
[Ue] rated operational voltage	440 V AC 50/60 Hz conforming to IEC 60947-2
Breaking capacity code	N
Breaking capacity	36 kA Icu at 440 V AC 50/60 Hz conforming to IEC 60947-2 40 kA Icu at 220/230 V AC 50/60 Hz conforming to IEC 60947-2 36 kA Icu at 380 V AC 50/60 Hz conforming to IEC 60947-2 36 kA Icu at 400/415 V AC 50/60 Hz conforming to IEC 60947-2
[Ics] rated service breaking capacity	18 kA at 440 V AC 50/60 Hz conforming to IEC 60947-2 20 kA at 220/230 V AC 50/60 Hz conforming to IEC 60947-2 18 kA at 380 V AC 50/60 Hz conforming to IEC 60947-2 18 kA at 400/415 V AC 50/60 Hz conforming to IEC 60947-2
Suitability for isolation	Yes conforming to IEC 60947-2
Utilisation category	Category A
Trip unit name	TM-D
Trip unit technology	Thermal-magnetic
Trip unit rating	350 A at 50 °C
Protection type	Short-circuit protection Overload protection
Pollution degree	3 conforming to IEC 60947

Complementary

Control type	Toggle
Mounting mode	Fixed
Mounting support	Backplate

List Price displayed is VAT EXCLUSIVE.

Upside connection	Front
Downside connection	Front
Mechanical durability	10000 cycles
Electrical durability	Category A: 4000 cycles 415 V AC 50/60 Hz conforming to IEC 60947-2
Connection pitch	45 mm
Local signalling	Positive contact indication
Contact position indicator	Yes
Magnetic tripping current	3200 A
Neutral protection setting	Without protection
Long time pick-up adjustment type Ir	Fixed
Long time delay adjustment type	Fixed
Earth-leakage protection	Without
Height	255 mm
Width	140 mm
Depth	110 mm
Net weight	6.4 kg
Quantity per set	1 piece
Colour	Black

Environment

Standards	GB/T 14048.2 JIS C8201-2-2 EN/IEC 60947-2 EN/IEC 60947-1
IP degree of protection	IP20 conforming to IEC 60529
IK degree of protection	IK07 conforming to EN 50102
Ambient air temperature for operation	-25...70 °C
Ambient air temperature for storage	-35...85 °C

Packing Units

Unit Type of Package 1	PCE
Number of Units in Package 1	1
Package 1 Height	15.000 cm
Package 1 Width	16.000 cm
Package 1 Length	29.000 cm
Package 1 Weight	4.937 kg
Unit Type of Package 2	S04
Number of Units in Package 2	3
Package 2 Height	30.000 cm
Package 2 Width	40.000 cm
Package 2 Length	60.000 cm
Package 2 Weight	15.577 kg

Contractual warranty

Warranty (in months)

18



Environmental Data

Schneider Electric aims to achieve Net Zero status by 2050 through supply chain partnerships, lower impact materials, and circularity via our ongoing “Use Better, Use Longer, Use Again” campaign to extend product lifetimes and recyclability.

[Environmental Data explained >](#)

[How we assess product sustainability >](#)



Environmental footprint

Total lifecycle Carbon footprint	1 083 kg CO2 eq.
Carbon footprint of the manufacturing phase [A1 to A3]	39 kg CO2 eq.
Carbon footprint of the distribution phase [A4]	3 kg CO2 eq.
Carbon footprint of the installation phase [A5]	0 kg CO2 eq.
Carbon footprint of the use phase [B2, B3, B4, B6]	1 032 kg CO2 eq.
Carbon footprint of the end-of-life phase [C1 to C4]	9 kg CO2 eq.
Environmental Disclosure	Product Environmental Profile

Use Better



Materials and Substances

Packaging made with recycled cardboard	Yes
Packaging without single use plastic	No, we have minimized the use of plastic in the packaging in compliance with regulations and considering quality and safety standards
SCIP Number	2958c627-310e-4ae4-a905-31a369b1aaa8
PVC free	Yes

Use Longer



Lifetime extension

Repair	No
--------	----

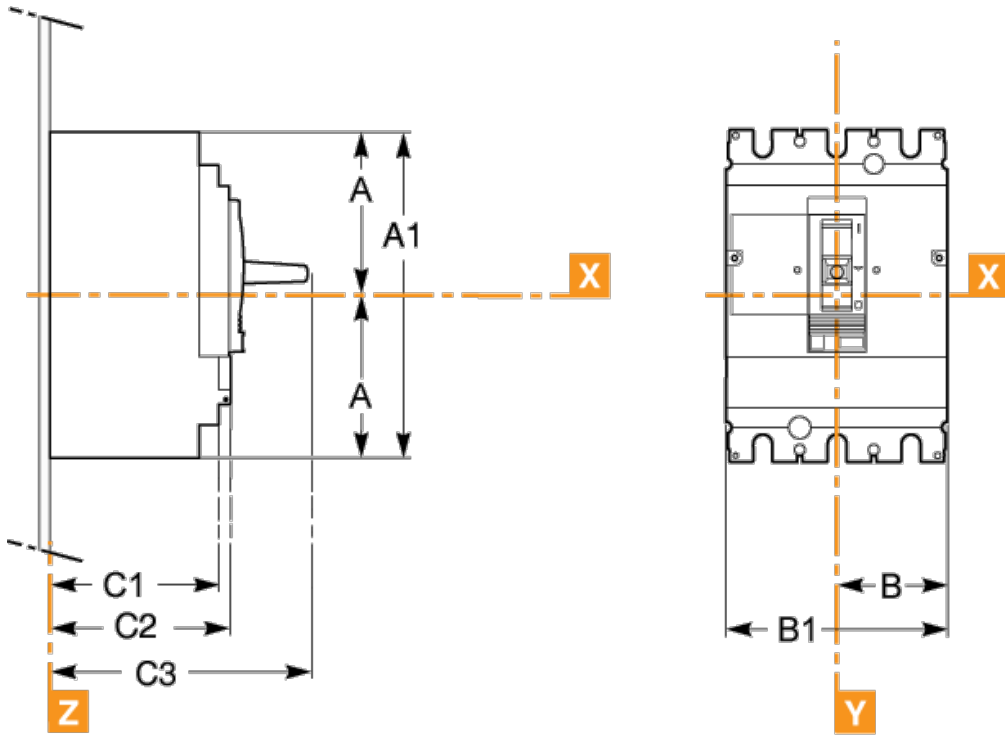
Use Again



Repack and remanufacture

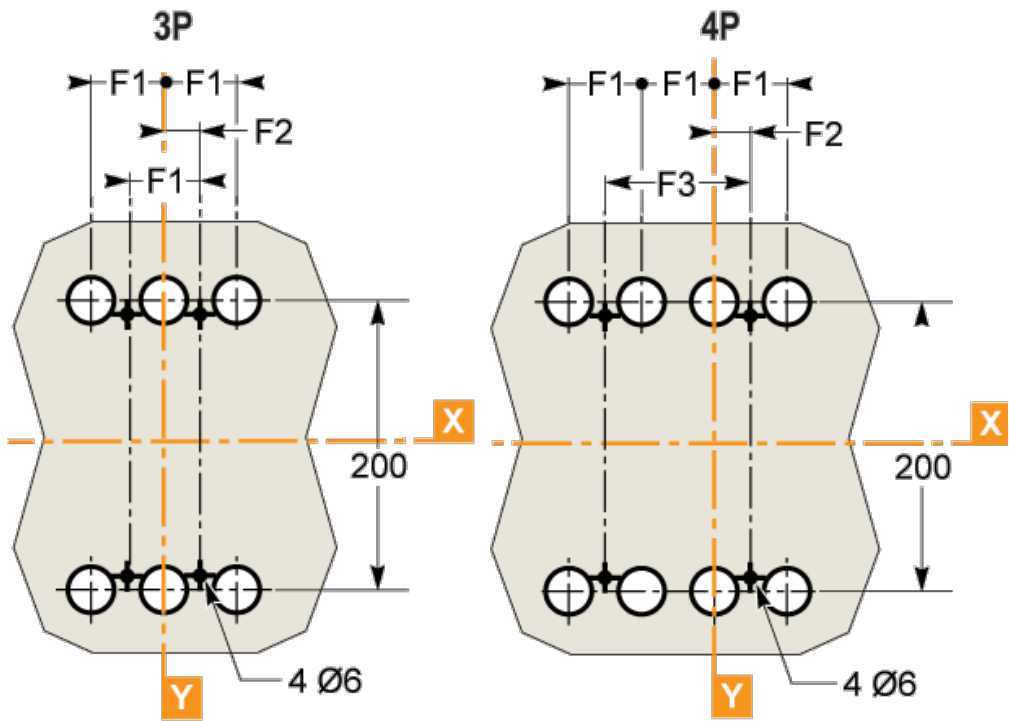
Recyclability potential, in %	84
End of life manual availability	End of Life Information
Take-back	No
WEEE Label	 The product must be disposed on European Union markets following specific waste collection and never end up in rubbish bins

Dimensions Drawings



A	A1	B	B1	B2	F1	F2	F3
127.5	255	70	140	185	45	22.5	90

Assembly



A	A1	B	B1	B2	F1	F2	F3
127.5	255	70	140	185	45	22.5	90

Performance Curves



Offer Marketing Illustration

Product benefits / Features

EasyPact EZC

Technical Benefits



- ideal for simple applications in smaller buildings
- Rated current from 15 to 630 A
- Breaking capacity up to 50 kA at 400/415 V.
- 1, 2, 3 and 4 pole versions and 3 frame sizes.
- Thermal-magnetic for the entire range.
- Built-in integrated earth-leakage protection (EZC 250 ELCB).
- Compliance with international standards: IEC 60947-1 and 2, CCC, EAC and other local certifications.

Offer Marketing Illustration

Product benefits / Features



**EasyPact EZC
Range Accessories**

Control Accessories

- Direct rotary handle
- Extended rotary handle

Electrical Auxiliaries

- Indication contact
- Voltage releases

Connection Accessories

- Terminal extension
- Cable connectors
- Rear connectors

Insulation Accessories

- Terminal shield
- Interphase barriers


Plug-in Accessories

- [Four plug-in accessories]

Offer Marketing Illustration

Product benefits / Features

EasyPact EZC Moulded Case Circuit Breaker



A detailed view of the Schneider EasyPact EZC Moulded Case Circuit Breaker, showing its compact design, terminal block, and handle.

Easy to choose
A wide range of auxiliaries, and accessories for effortless selection and complete customization.

Effortless setup
Fixed front mounting, plug-in option, front connections, and interchangeable MCCB and ELCB for seamless adaptability.

Easy to use
Positive contact indication for enhanced safety and reliability with compact case optimized for tight spaces.

Technical Illustration

Assembly's dimensions

