













RC unit for 5SP4, 2-pole, type A, In: 100 A, 30 mA, Un AC: 230 V

Figure similar

Model	
product brand name	SENTRON
product designation	RCD-unit
design of the product	Instantaneous
product type designation	5SM2
product version	for 5SP4
General technical data	
number of poles	2
design of pole	2 poles
size of installation devices according to DIN 43880	1
touch protection against electrical shock according to EN 50274	Finger and back-of-hand safe
mechanical service life (operating cycles) typical	10 000
overvoltage category	III
degree of pollution	2
Voltage	
type of voltage of the operating voltage	AC
insulation voltage (Ui) rated value	460 V
surge voltage resistance rated value	4 000 V
tripping fault current rated value	30 mA
<ul style="list-style-type: none"> <li>● operational current                             <ul style="list-style-type: none"> <li>— at 40 °C rated value</li> <li>— at 45 °C rated value</li> <li>— at 50 °C rated value</li> <li>— at 55 °C rated value</li> <li>— at 60 °C rated value</li> <li>— at 65 °C rated value</li> <li>— at 70 °C rated value</li> </ul> </li> <li>● operational current at AC rated value</li> </ul>	<ul style="list-style-type: none"> <li>93 A</li> <li>93 A</li> <li>90 A</li> <li>87 A</li> <li>85 A</li> <li>83 A</li> <li>80 A</li> <li>100 A</li> </ul>
residual current type	A
surge current resistance rated value	1 kA
supply voltage <ul style="list-style-type: none"> <li>● at AC</li> <li>● for testing equipment minimum</li> </ul>	<ul style="list-style-type: none"> <li>230 V</li> <li>195 V</li> </ul>
value range of the supply voltage frequency	50 Hz
value range of the operating frequency	50 Hz
Protection class	

protection class IP	IP20, if the distribution board is installed, with connected conductors
protection function false tripping	Yes
<b>Dissipation</b>	
power loss [W]	
<ul style="list-style-type: none"> <li>for rated value of the current at AC in hot operating state per pole</li> </ul>	6 W
<ul style="list-style-type: none"> <li>maximum</li> </ul>	12 W
<b>Product details</b>	
product feature OFF-delay time adjustable	No
product feature rated fault current adjustable	No
product feature sealable	No
<b>Connections</b>	
connectable conductor cross-section solid	
<ul style="list-style-type: none"> <li>minimum</li> </ul>	6 mm <sup>2</sup>
<ul style="list-style-type: none"> <li>maximum</li> </ul>	50 mm <sup>2</sup>
connectable conductor cross-section stranded	
<ul style="list-style-type: none"> <li>minimum</li> </ul>	6 mm <sup>2</sup>
<ul style="list-style-type: none"> <li>maximum</li> </ul>	50 mm <sup>2</sup>
tightening torque with screw-type terminals	
<ul style="list-style-type: none"> <li>minimum</li> </ul>	2.5 N·m
<ul style="list-style-type: none"> <li>maximum</li> </ul>	3 N·m
position of power supply cord	top or bottom
<b>Mechanical Design</b>	
height	90 mm
width	71 mm
depth	70 mm
installation depth	70 mm
number of modular width units	4
fastening method	DIN rail
mounting position	any
Net Weight	521 g
<b>Environmental conditions</b>	
ambient temperature during operation	
<ul style="list-style-type: none"> <li>minimum</li> </ul>	-25 °C
<ul style="list-style-type: none"> <li>maximum</li> </ul>	45 °C
ambient temperature during storage	
<ul style="list-style-type: none"> <li>minimum</li> </ul>	-40 °C
<ul style="list-style-type: none"> <li>maximum</li> </ul>	75 °C
number of test cycles for environmental testing according to IEC 60068-2-30	28
<b>Certificates</b>	
reference code according to IEC 81346-2	F
<b>Approvals Certificates</b>	
Environment	General Product Approval
<a href="#">Environmental Confirmations</a>	<a href="#">Environmental Confirmations</a>
	
	<a href="#">Miscellaneous</a>
	
General Product Approval	other
<a href="#">Confirmation</a>	<a href="#">Confirmation</a>
	
	
	
	
	
<b>Dangerous goods</b>	

**Further information**

**Information on the packaging**

<https://support.industry.siemens.com/cs/ww/en/view/109813875>

**Information for data generation and storage**

<https://support.industry.siemens.com/cs/ww/en/view/109995012>

**Information- and Downloadcenter (Catalogs, Brochures,...)**

<https://www.siemens.com/lowvoltage/catalogs>

**Industry Mall (Online ordering system)**

<https://mall.industry.siemens.com/mall/en/en/Catalog/product?mlfb=5SM2327-6>

**Service&Support (Manuals, Certificates, Characteristics, FAQs,...)**

<https://support.industry.siemens.com/cs/ww/en/ps/5SM2327-6>

**Image database (product images, 2D dimension drawings, 3D models, device circuit diagrams, ...)**

[https://www.automation.siemens.com/bilddb/cax\\_en.aspx?mlfb=5SM2327-6](https://www.automation.siemens.com/bilddb/cax_en.aspx?mlfb=5SM2327-6)

**CAx-Online-Generator**

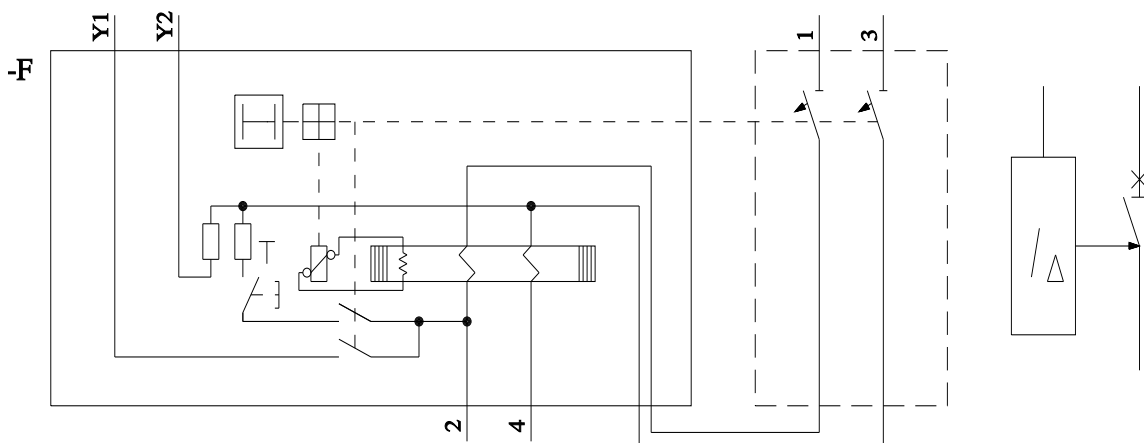
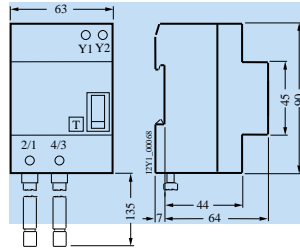
<https://www.siemens.com/cax>

**Tender specifications**

<https://www.siemens.com/specifications>

**Characteristic curves**

[https://curves.simaris.siemens.com/curves/<mmp\\_prod\\_noCOMP="HAUPT"></mmp\\_prod\\_no>](https://curves.simaris.siemens.com/curves/<mmp_prod_noCOMP=)





---

last modified:

4/12/2025 