



Overload relay 28...40 A For motor protection Size S2, Class 10 Contactor mounting Main circuit: Screw terminal Auxiliary circuit: Screw terminal Manual-Automatic-Reset !!! Phased-out product !!! Successor is SIRIUS 3RU2 Preferred successor type is >>3RU2136-4FB0<<

product brand name	SIRIUS
product designation	thermal overload relay
General technical data	
size of overload relay	S2
size of contactor can be combined company-specific	S2
power loss [W] for rated value of the current at AC in hot operating state	15.6 W
• per pole	5.2 W
insulation voltage with degree of pollution 3 at AC rated value	690 V
surge voltage resistance rated value	6 kV
protection class IP on the front	IP20
shock resistance	8 g / 10 ms
type of protection	DMT 98 ATEX G 001
reference code according to IEC 81346-2	F
Substance Prohibitance (day/month/year)	07/01/2006
Net Weight	0.325 kg
Ambient conditions	
installation altitude at height above sea level maximum	2 000 m
ambient temperature	
• during operation	-20 ... +70 °C
• during storage	-55 ... +80 °C
• during transport	-55 ... +80 °C
relative humidity during operation maximum	100 %
Main circuit	
number of poles for main current circuit	3
adjustable current response value current of the current-dependent overload release	28 ... 40 A
Auxiliary circuit	
number of NC contacts for auxiliary contacts	1
number of NO contacts for auxiliary contacts	1
number of CO contacts for auxiliary contacts	0
operational current of auxiliary contacts at AC-15	
• at 24 V	3 A
• at 110 V	3 A
• at 120 V	3 A
• at 125 V	3 A
• at 230 V	2 A
• at 400 V	1 A
operational current of auxiliary contacts at DC-13	

<ul style="list-style-type: none"> • at 24 V • at 110 V • at 125 V • at 220 V 	1 A 0.22 A 0.22 A 0.11 A	
Protective and monitoring functions		
trip class	CLASS 10	
Short-circuit protection		
design of the fuse link		
<ul style="list-style-type: none"> • for short-circuit protection of the auxiliary switch required 	fuse gL/gG: 6 A, quick: 10 A	
Installation/ mounting/ dimensions		
mounting position	with vertical mounting surface +/-135° rotatable, with vertical mounting surface +/- 45° tiltable to the front and back	
fastening method	Contacting mounting	
height	105 mm	
width	55 mm	
depth	118 mm	
required spacing		
<ul style="list-style-type: none"> • with side-by-side mounting <ul style="list-style-type: none"> — forwards — backwards — upwards — downwards — at the side • for grounded parts <ul style="list-style-type: none"> — forwards — backwards — upwards — at the side — downwards • for live parts <ul style="list-style-type: none"> — forwards — backwards — upwards — downwards — at the side 	0 mm 0 mm 0 mm 0 mm 0 mm 0 mm 0 mm 0 mm 6 mm 0 mm 0 mm 0 mm 0 mm 0 mm 0 mm 6 mm	
Connections/ Terminals		
product component removable terminal for auxiliary and control circuit	No	
type of electrical connection		
<ul style="list-style-type: none"> • for main current circuit • for auxiliary and control circuit 	screw-type terminals screw-type terminals	
type of connectable conductor cross-sections for main contacts		
<ul style="list-style-type: none"> • solid • stranded • finely stranded with core end processing 	2x (0.75 ... 16 mm ²) 2x (0.75 ... 25 mm ²), 0.75 ... 35 mm ² 2x (0.75 ... 16 mm ²), 0.75 ... 25 mm ²	
type of connectable conductor cross-sections		
<ul style="list-style-type: none"> • for auxiliary contacts <ul style="list-style-type: none"> — solid — finely stranded with core end processing • for AWG cables for auxiliary contacts 	2x (0.5 ... 1.5 mm ²), 2x (0.75 ... 2.5 mm ²) 2x (0.5 ... 1.5 mm ²), 2x (0.75 ... 2.5 mm ²) 2x (20 ... 16), 2x (18 ... 14)	
Electrical Safety		
touch protection against electrical shock	finger-safe	
Approvals Certificates		
Environment	General Product Approval	For use in hazardous locations

[Environmental Conformations](#)



For use in hazardous locations	Test Certificates	Maritime application	other
--------------------------------	-------------------	----------------------	-------



IECEX

[Type Test Certificates/Test Report](#)

[Special Test Certificate](#)



ABS

[Confirmation](#)

[Confirmation](#)

other	Railway
-------	---------

[Miscellaneous](#)



[Special Test Certificate](#)

Further information

Information on the packaging

<https://support.industry.siemens.com/cs/ww/en/view/109813875>

Information for data generation and storage

<https://support.industry.siemens.com/cs/ww/en/view/109995012>

Information- and Downloadcenter (Catalogs, Brochures,...)

<https://www.siemens.com/ic10>

Industry Mall (Online ordering system)

<https://mall.industry.siemens.com/mall/en/en/Catalog/product?mlfb=3RU1136-4FB0>

Service&Support (Manuals, Certificates, Characteristics, FAQs,...)

<https://support.industry.siemens.com/cs/ww/en/ps/3RU1136-4FB0>

Image database (product images, 2D dimension drawings, 3D models, device circuit diagrams, EPLAN macros, ...)

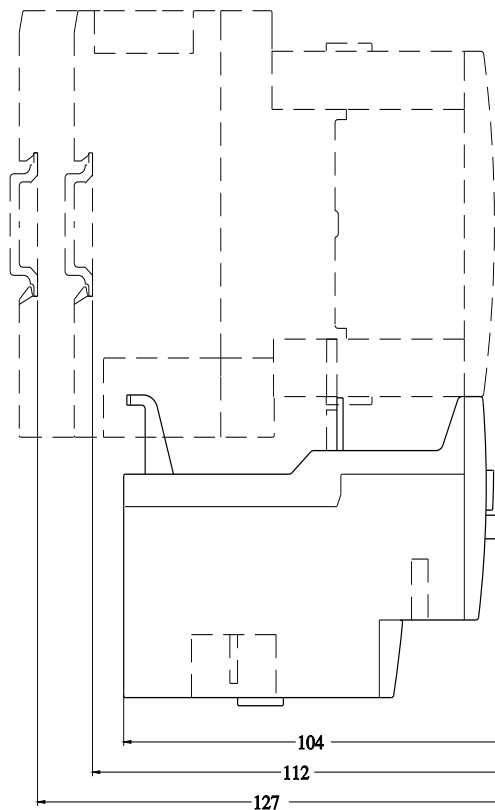
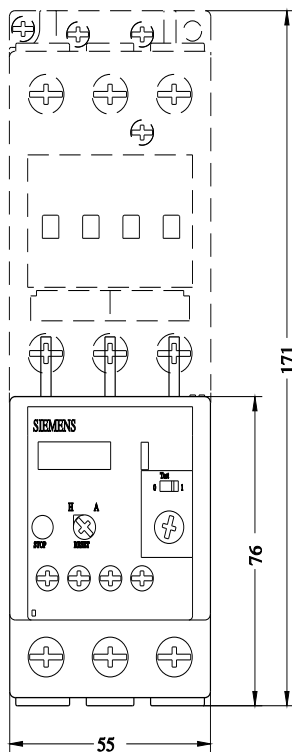
https://www.automation.siemens.com/bilddb/cax_de.aspx?mlfb=3RU1136-4FB0&lang=en

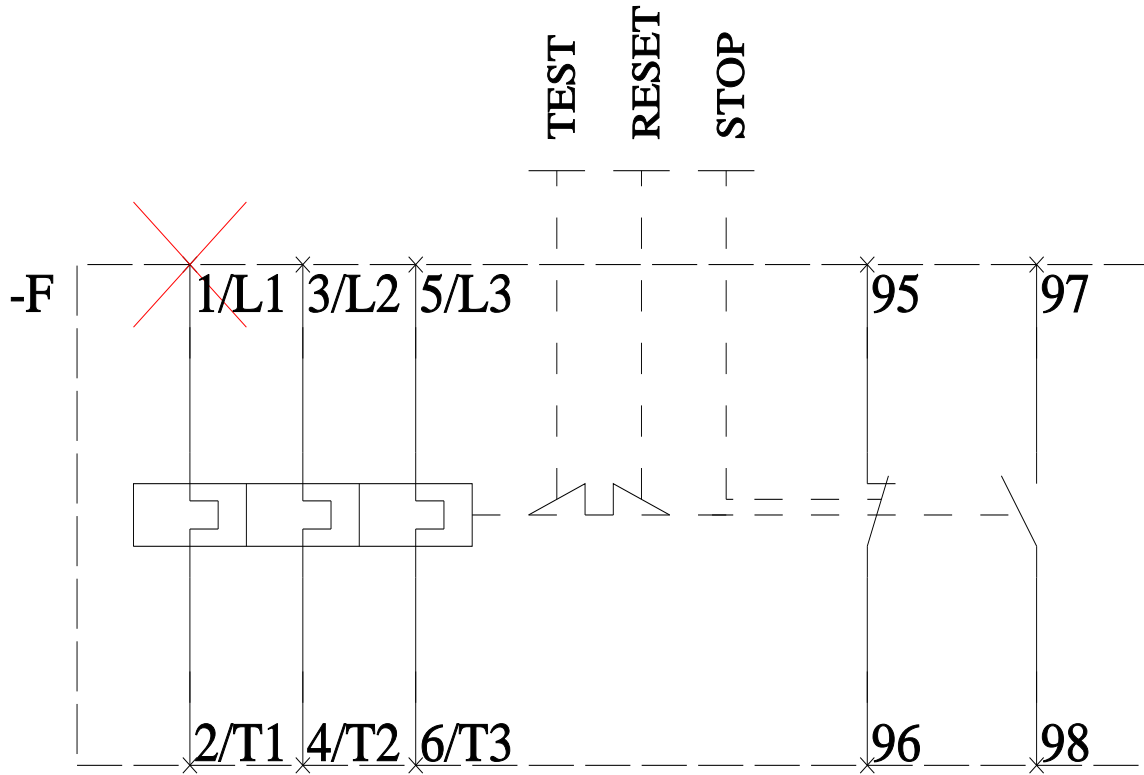
Cax online generator

<https://support.automation.siemens.com/WW/CAXorder/default.aspx?lang=en&mlfb=3RU1136-4FB0>

Characteristic curves

[https://curves.simaris.siemens.com/curves/<mmp_prod_noCOMP="HAUPT"></mmp_prod_no>](https://curves.simaris.siemens.com/curves/<mmp_prod_noCOMP=)





last modified:

4/4/2026 