







residual current operated circuit breaker, 4-pole, type A, In: 40 A, 30 mA, Un AC: 400 V,

Model	
product brand name	SENTRON
product designation	Residual current operated circuit breaker
design of the product	Instantaneous
product type designation	5SV5
General technical data	
number of poles	4
size of installation devices according to DIN 43880	1
mechanical service life (operating cycles) typical	4 000
short-circuit current of series fuse maximum permissible	80 A
short-circuit current rating	6 kA
switching function short-term delayed	No
degree of pollution	2
insulation voltage (Ui) rated value	2 000 V
tripping fault current rated value	30 mA
let-through current permissible	5 200 A
I <sup>2</sup> t value permissible	58 000 A <sup>2</sup> ·s
Supply voltage	
supply voltage for testing equipment minimum	195 V
value range of the supply voltage frequency	50 Hz
value range of the operating frequency	50 Hz
value range of the supply voltage at AC	230/400 V
Protection class	
protection class IP	IP20, if the distribution board is installed, with connected conductors
Breaking Capacity	
switching capacity current	
• according to IEC 61008-1 rated value	0.8 kA
grid spacing	60 mm
Dissipation	
power loss [W]	
• for rated value of the current at AC in hot operating state per pole	4.2 W
• maximum	12.6 W
Appearance	
RAL color number	7 035
RAL color number (similar)	7 035

Product details	
product feature silicon-free	Yes
product extension installable supplementary devices	No
Connections	
connectable conductor cross-section solid	
• minimum	0.75 mm <sup>2</sup>
• maximum	35 mm <sup>2</sup>
connectable conductor cross-section stranded	
• minimum	0.75 mm <sup>2</sup>
• maximum	35 mm <sup>2</sup>
tightening torque with screw-type terminals	
• minimum	2.5 N·m
• maximum	3 N·m
position of power supply cord	top or bottom
Mechanical Design	
height	90 mm
width	72 mm
depth	70 mm
installation depth	70 mm
number of modular width units	4
fastening method	DIN rail (REG)
mounting position	any
Net Weight	305.8 g
Environmental conditions	
ambient temperature during operation	
• minimum	-5 °C
• maximum	45 °C
ambient temperature during storage minimum	-40 °C
number of test cycles for environmental testing according to IEC 60068-2-30	28
Approvals Certificates	
Environment	General Product Approval
<a href="#">Environmental Confirmations</a> 	<a href="#">Environmental Confirmations</a> 
	<a href="#">Confirmation</a> 
other	Dangerous goods
	<a href="#">Confirmation</a> <a href="#">Transport Information</a>
Further information	
Information on the packaging <a href="https://support.industry.siemens.com/cs/ww/en/view/109813875">https://support.industry.siemens.com/cs/ww/en/view/109813875</a>	
Information for data generation and storage <a href="https://support.industry.siemens.com/cs/ww/en/view/109995012">https://support.industry.siemens.com/cs/ww/en/view/109995012</a>	
Information- and Downloadcenter (Catalogs, Brochures,...) <a href="https://www.siemens.com/lowvoltage/catalogs">https://www.siemens.com/lowvoltage/catalogs</a>	
Industry Mall (Online ordering system) <a href="https://mall.industry.siemens.com/mall/en/en/Catalog/product?mlfb=5SV5344-6">https://mall.industry.siemens.com/mall/en/en/Catalog/product?mlfb=5SV5344-6</a>	
Service&Support (Manuals, Certificates, Characteristics, FAQs,...) <a href="https://support.industry.siemens.com/cs/ww/en/ps/5SV5344-6">https://support.industry.siemens.com/cs/ww/en/ps/5SV5344-6</a>	
Image database (product images, 2D dimension drawings, 3D models, device circuit diagrams, ...) <a href="https://www.automation.siemens.com/bilddb/cax_en.aspx?mlfb=5SV5344-6">https://www.automation.siemens.com/bilddb/cax_en.aspx?mlfb=5SV5344-6</a>	
CAx-Online-Generator <a href="https://www.siemens.com/cax">https://www.siemens.com/cax</a>	
Tender specifications <a href="https://www.siemens.com/specifications">https://www.siemens.com/specifications</a>	
Characteristic curves	

---

last modified:

10/9/2025 