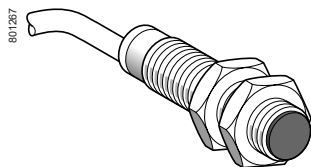


# Inductive proximity sensors

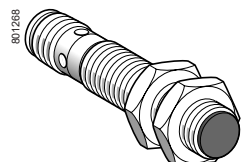
## XS range, general purpose

### Cylindrical, standard range, flush mountable

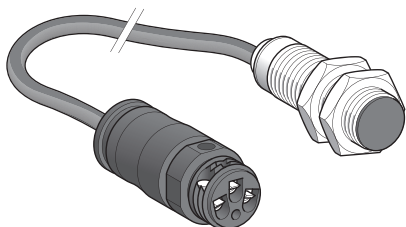
### Two-wire DC



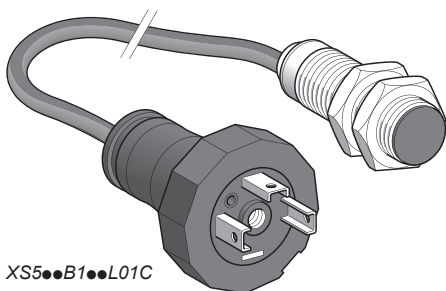
XS500B100L2



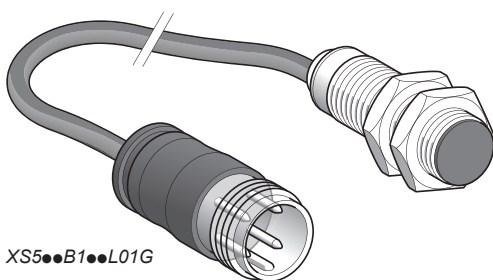
XS500B100M12



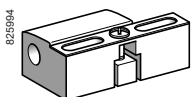
XS500B100L01B (2)



XS500B100L01C



XS500B100L01G



XSZB100

#### Sensors, 2-wire $\bar{\bar{}}$ 12-48 V, long case model

Sensing distance (Sn) mm	Function	Connection	Reference	Weight kg		
<b>Ø 8, threaded M8 x 1</b>						
1.5	NO	Pre-cabled (L = 2 m) (1)	<b>XS508B1DAL2</b>	0.035		
		Remote M12 connector	<b>XS508B1DAL08M12</b>	0.050		
		M12 connector	<b>XS508B1DAM12</b>	0.025		
NO terminals 1 & 4 (3)	M12 connector	<b>XS508B1CAM12</b>	0.025			
	Remote M12 connector	<b>XS508B1CAL08M12</b>	0.050			
NC		Pre-cabled (L = 2 m) (1)	<b>XS508B1DBL2</b>	0.035		
		M12 connector	<b>XS508B1DBM12</b>	0.025		
<b>Ø 12, threaded M12 x 1</b>						
2	NO	Pre-cabled (L = 2 m) (1)	<b>XS512B1DAL2</b>	0.075		
		Remote 7/8" connector	<b>XS512B1DAL08U78</b>	0.050		
		M12 connector	<b>XS512B1DAM12</b>	0.035		
NO terminals 1 & 4 (3)	M12 connector	<b>XS512B1CAM12</b>	0.035			
	Remote M12 connector	<b>XS512B1CAL08M12</b>	0.060			
NC		Pre-cabled (L = 2 m) (1)	<b>XS512B1DBL2</b>	0.075		
		M12 connector	<b>XS512B1DBM12</b>	0.035		
		Remote M12 connector	<b>XS512B1DBL08M12</b>	0.060		
<b>Ø 18, threaded M18 x 1</b>						
5	NO	Pre-cabled (L = 2 m) (1)	<b>XS518B1DAL2</b>	0.120		
		Low temperature version (-40 °C)	<b>XS518B1DAL2TF (5)</b>	0.120		
		Remote screw terminal connector (2)	<b>XS518B1DAL01B</b>	0.085		
		Remote EN 175301-803-A connector	<b>XS518B1DAL01C</b>	0.085		
		Remote M18 connector	<b>XS518B1DAL01G</b>	0.085		
		M12 connector	<b>XS518B1DAM12</b>	0.060		
		NO terminals 1 & 4 (3)	M12 connector	<b>XS518B1CAM12</b>	0.060	
Remote M12 connector	<b>XS518B1CAL08M12</b>	0.085				
	NC		Pre-cabled (L = 2 m) (1)	<b>XS518B1DBL2</b>	0.120	
M12 connector	<b>XS518B1DBM12</b>		0.060			
Remote M12 connector	<b>XS518B1DBL08M12</b>		0.085			
Remote screw terminal connector (2)	<b>XS518B1DBL01B</b>		0.120			
<b>Ø 30, threaded M30 x 1.5</b>						
10	NO	Pre-cabled (L = 2 m) (1)	<b>XS530B1DAL2</b>	0.205		
		Low temperature version (-40 °C)	<b>XS530B1DAL2TF (5)</b>	0.205		
		M12 connector	<b>XS530B1DAM12</b>	0.145		
		Remote screw terminal connector (2)	<b>XS530B1DAL01B</b>	0.205		
		Remote EN 175301-803-A connector	<b>XS530B1DAL01C</b>	0.205		
		Remote M18 connector	<b>XS530B1DAL01G</b>	0.205		
		NO terminals 1 & 4 (3)	M12 connector	<b>XS530B1CAM12</b>	0.145	
		Remote M12 connector	<b>XS530B1CAL08M12</b>	0.170		
		NC		Pre-cabled (L = 2 m) (1)	<b>XS530B1DBL2</b>	0.205
				M12 connector	<b>XS530B1DBM12</b>	0.145
Remote screw terminal connector (2)	<b>XS530B1DBL01B</b>	0.205				

#### Accessories (4)

Description	For use with sensors	Reference	Weight kg
Fixing clamps	Ø 8	<b>XSZB108</b>	0.006
	Ø 12	<b>XSZB112</b>	0.006
	Ø 18	<b>XSZB118</b>	0.010
	Ø 30	<b>XSZB130</b>	0.020

(1) For a 5 m cable replace L2 by L5; for a 10 m cable replace L2 by L10. Please consult our Customer Care Centre for availability.

Example: XS508B1DAL2 becomes **XS508B1DAL5** with a 5 m cable.

(2) Protective cable gland included with sensor.

(3) The NO output is connected to terminals 1 and 4 of the M12 connector.

(4) For more information, see page 118.

(5) For a 5 m cable replace L2 by L5. Please consult our Customer Care Centre for availability.

Example: XS518B1DAL2TF becomes **XS518B1DAL5TF** with a 5 m cable.

For a PUR cable, replace the letter L by P in the reference.

Example: XS518B1DAL2TF becomes **XS518B1DAP2TF**.

For a 5 m PUR cable, replace P2 by P5.

Example: XS518B1DAP2TF becomes **XS518B1DAP5TF** with a 5 m PUR cable.