

Product datasheet

Specifications



EasyPact CVS - CVS250NA switch-disconnector - 250 A - 3P

LV525425

Main

Range of product	EasyPact CVS100...250
Range	EasyPact
Product name	EasyPact CVS
Device short name	CVS250NA
Product or component type	Switch disconnector
Device application	Distribution
Poles description	3P
Network type	AC
[Ie] rated operational current	AC-22A: 250 A AC 50/60 Hz 220/240 V AC-22A: 250 A AC 50/60 Hz 380/415 V AC-22A: 250 A AC 50/60 Hz 440 V AC-23A: 250 A AC 50/60 Hz 220/240 V AC-23A: 250 A AC 50/60 Hz 380/415 V AC-23A: 250 A AC 50/60 Hz 440 V
[Ith] conventional free air thermal current	250 A at 50 °C
[Icm] rated short-circuit making capacity	75 kA with upstream protection circuit breaker 4.9 kA switch-disconnector alone
Breaking capacity code	NA
Suitability for isolation	Yes conforming to EN 60947-3 Yes conforming to IEC 60947-3
Utilisation category	AC-22A AC-23A
Earth-leakage protection	Without

Complementary

Network frequency	50/60 Hz
Control type	Toggle
Mounting mode	Fixed
Mounting support	Backplate
Upside connection	Front
Downside connection	Front
[Icw] rated short-time withstand current	1.35 kA during 20 s conforming to IEC 60947-3 3.5 kA during 1 s conforming to IEC 60947-3 3.5 kA during 3 s conforming to IEC 60947-3
Contact position indicator	Yes
Visible break	No

Excluding VAT, FCA Jabal Ali & amp; are subject to change – check with your local distributor.

Mechanical durability	20000 cycles conforming to IEC 60947-3
Electrical durability	AC-22A: 6500 cycles 415 V AC 50/60 Hz In conforming to IEC 60947-3 AC-23A: 6500 cycles 415 V AC 50/60 Hz In conforming to IEC 60947-3
Connection pitch	35 mm
Height	161 mm
Width	105 mm
Depth	86 mm
Net weight	2.4 kg

Environment

Standards	IEC 60947-3 EN 60947-3
Product certifications	GOST IEC
Electrical shock protection class	Class II
Pollution degree	3 conforming to IEC 60664-1
Ambient air temperature for operation	-25...70 °C
Ambient air temperature for storage	-50...85 °C

Packing Units

Unit Type of Package 1	PCE
Number of Units in Package 1	1
Package 1 Height	14 cm
Package 1 Width	11.5 cm
Package 1 Length	19 cm
Package 1 Weight	1.9 kg
Unit Type of Package 2	S03
Number of Units in Package 2	8
Package 2 Height	30 cm
Package 2 Width	30 cm
Package 2 Length	40 cm
Package 2 Weight	15.2 kg

Contractual warranty

Warranty (in months)	18
-----------------------------	----



Environmental Data

Schneider Electric aims to achieve Net Zero status by 2050 through supply chain partnerships, lower impact materials, and circularity via our ongoing “Use Better, Use Longer, Use Again” campaign to extend product lifetimes and recyclability.

[Environmental Data explained >](#)

[How we assess product sustainability >](#)



Environmental footprint

Total lifecycle Carbon footprint	321 kg CO2 eq.
Carbon footprint of the manufacturing phase [A1 to A3]	14 kg CO2 eq.
Carbon footprint of the distribution phase [A4]	0.6 kg CO2 eq.
Carbon footprint of the installation phase [A5]	0 kg CO2 eq.
Carbon footprint of the use phase [B2, B3, B4, B6]	303 kg CO2 eq.
Carbon footprint of the end-of-life phase [C1 to C4]	4 kg CO2 eq.
Environmental Disclosure	Product Environmental Profile

Use Better



Materials and Substances

Packaging made with recycled cardboard	Yes
Packaging without single use plastic	No, we have minimized the use of plastic in the packaging in compliance with regulations and considering quality and safety standards
SCIP Number	49bf38c5-56a0-475d-90bd-a88ef3d2ace2

Use Longer




Lifetime extension

Repair	No
--------	----

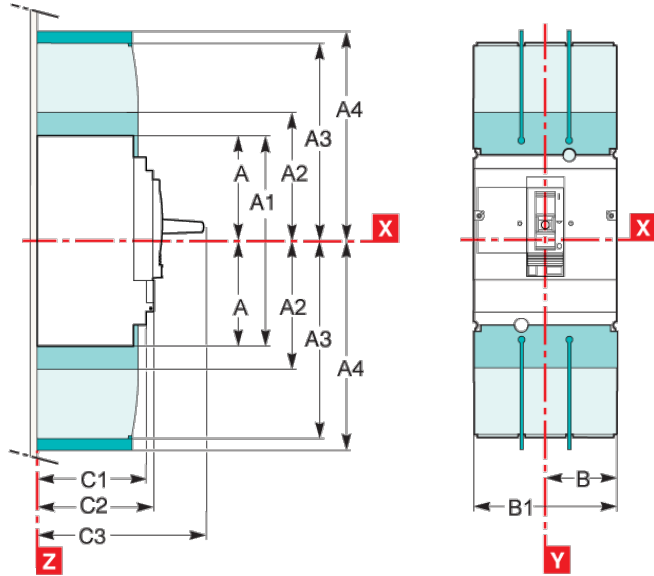
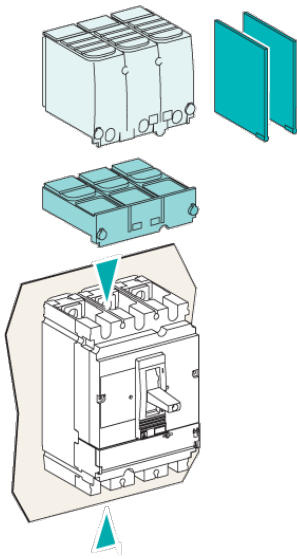
Use Again



Repack and remanufacture

Recyclability potential, in %	57
End of life manual availability	End of Life Information
Take-back	No
WEEE Label	 The product must be disposed on European Union markets following specific waste collection and never end up in rubbish bins

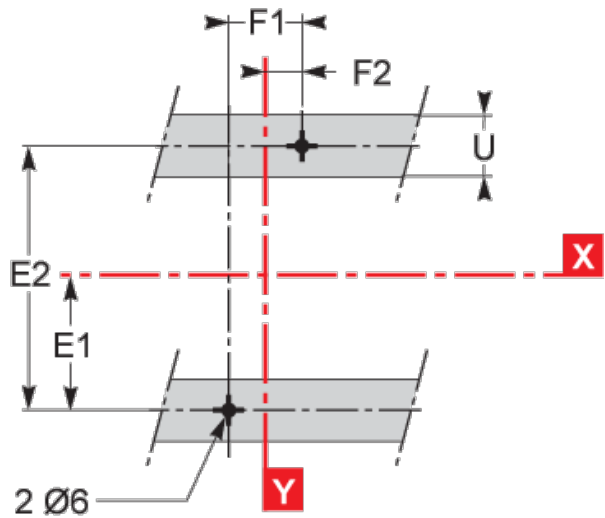
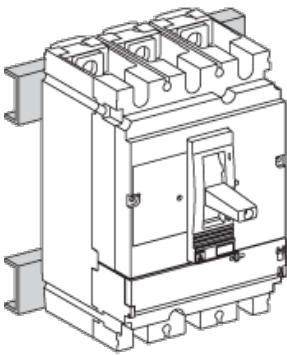
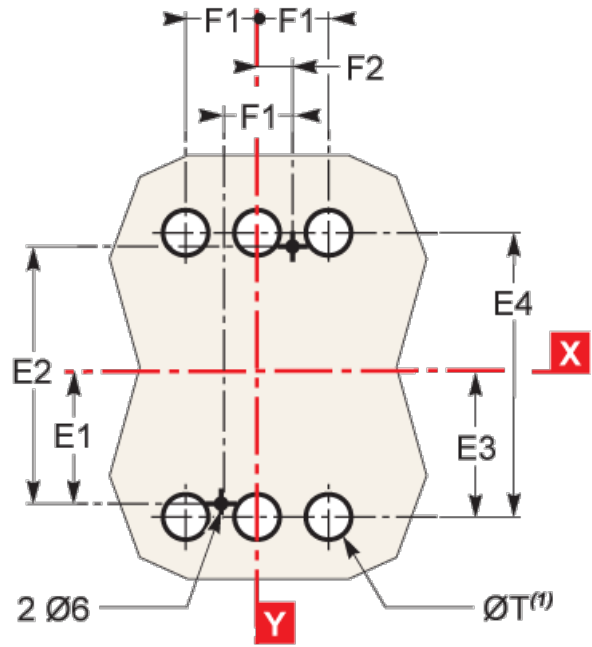
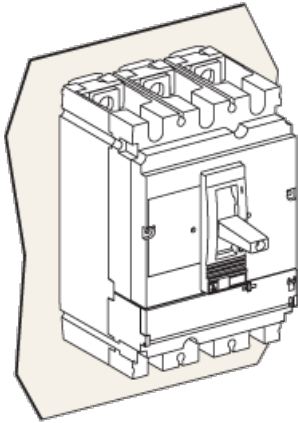
Dimensions Drawings



Type	A	A1	A2	A3	A4	A5	A6	A7	A8	A9	B	B1	B2	C1	C2	C3	E1
CVS100/160/250	80.5	161	94	145	178.5	155.5	236	169	220	253.5	52.5	105	140	81	86	111 ⁽²⁾	62.5
CVS400/630	127.5	255	142.5	200	237	227.5	355	242.5	300	337	70	140	185	95.5	110	168	100
Type	E2	E3	E4	E5	E6	E7	E8	F1	F2	F3	G1	G2	G3	G4	G5	ØT	U
CVS100/160/250	125	70	140	137.5	200	145	215	35	17.5	70	95	75	13.5	23	17.5	24	y 32
CVS400/630	200	113.5	227	200	300	213.5	327	45	22.5	90	-	-	-	-	-	32	y 35

(2) C3=126mm for EasyPact CVS250B/F.

Assembly



Type	A	A1	A2	A3	A4	A5	A6	A7	A8	A9	B	B1	B2	C1	C2	C3	E1
CVS100/160/250	80.5	161	94	145	178.5	155.5	236	169	220	253.5	52.5	105	140	81	86	111 ⁽²⁾	62.5
CVS400/630	127.5	255	142.5	200	237	227.5	355	242.5	300	337	70	140	185	95.5	110	168	100
Type	E2	E3	E4	E5	E6	E7	E8	F1	F2	F3	G1	G2	G3	G4	G5	ØT	U
CVS100/160/250	125	70	140	137.5	200	145	215	35	17.5	70	95	75	13.5	23	17.5	24	y 32
CVS400/630	200	113.5	227	200	300	213.5	327	45	22.5	90	-	-	-	-	-	32	y 35

(2) C3=126mm for EasyPact CVS250B/F.

Offer Marketing Illustration

Product benefits / Features

EasyPact CVS Moulded Case Circuit Breaker



Safe

Unlock unparalleled safety and control with our wire's unique ability to safely isolate and replace auxiliaries, even with an energized circuit breaker.



Reliable

It meets IEC 60947-2 standards for quality, high endurance, and fault current limitation technology, providing superior safety and protection.



Simple

Effortless retrofitting and seamless upgrades for enhanced flexibility and performance.



Offer Marketing Illustration

Product benefits / Features

EasyPact CVS Technical Benefits



- MCCB with adjustable setting, rated from 16 to 630A in 3 standard sizes
- Breaking capacity from 25 to 50kA at 400/415V, 3 and 4 pole versions
- Vast range of protection options, thermal-magnetic, electronic and earth leakage
- Deliver a high level of performance and cost-saving functionality
- Coordinated with selectivity and cascading for ACBs, MCCBs, MCBs

Offer Marketing Illustration

Product benefits / Features



EasyPact CVS Range Accessories



Cable connectors



Terminal extension - Spreader



Terminal extension



Auxiliary contact



Terminal shield



Interphase barriers



Direct rotary handle



Extended rotary handle



Earth leakage protection

Technical Illustration

Assembly's dimensions

