



Miniature circuit breaker 230 V 6kA, 1+N-pole C, 63 A, D=70 mm

Model	
product brand name	SENTRON
product designation	Miniature circuit breaker
General technical data	
number of poles	2
design of pole	1P+N
tripping characteristic class	C
mechanical service life (operating cycles) typical	10 000
overvoltage category	3
degree of pollution	3
Voltage	
type of voltage of the operating voltage	AC
insulation voltage (Ui)	
• with single-phase operation at AC rated value	250 V
supply voltage with single-phase operation at AC rated value	230 V
• operational current	
— at 40 °C rated value	59.16 A
— at 50 °C rated value	55.06 A
— at 55 °C rated value	52.92 A
• operational current at AC rated value	63 A
Supply voltage	
supply voltage	
• at AC	230 V
• at DC rated value	60 V
value range of the supply voltage frequency	50/60 Hz
operating voltage at DC rated value maximum	72 V
Protection class	
protection class IP	IP20, with connected conductors
Breaking Capacity	
switching capacity current	
• at DC according to IEC 60947-2 rated value	15 kA
• according to EN 60898 rated value	6 kA
• according to IEC 60947-2 rated value	10 kA
energy limitation class	3
Dissipation	
power loss [W] for rated value of the current at AC in hot operating state per pole	6 W

suitability for operation	Infrastructure / Industry
Product details	
product feature touch protection	Yes
product component	
• combined terminal top	Yes
• combined terminal bottom	Yes
• neutral conductor switching	Yes
product feature properties for main switches in accordance with EN 60204-1	Yes
product feature halogen-free	Yes
product feature sealable	Yes
product feature silicon-free	Yes
product extension installable supplementary devices	Yes
Product function	
set values setting current (Ii) for I-tripping	7
reference value setting current (Ii) for I-tripping	x In
Short circuit	
short-circuit current breaking capacity (Icn)	
• at AC according to UL 1077 and CSA C22.2 No.235	5 kA
Connections	
connectable conductor cross-section solid	
• minimum	0.75 mm ²
• maximum	35 mm ²
connectable conductor cross-section stranded	
• minimum	0.75 mm ²
• maximum	35 mm ²
connectable conductor cross-section finely stranded with core end processing	
• minimum	0.75 mm ²
• maximum	25 mm ²
AWG number as coded connectable conductor cross section	
• minimum	18
• maximum	4
tightening torque [lbf-in] with screw-type terminals	
• minimum	22 lbf-in
• maximum	31 lbf-in
tightening torque with screw-type terminals	
• minimum	2.5 N·m
• maximum	3.5 N·m
position of power supply cord	Any
Mechanical Design	
height	90 mm
width	36 mm
depth	76 mm
installation depth	70 mm
number of modular width units	2
fastening method	DIN rail
mounting position	any
Net Weight	339 g
Environmental conditions	
influence of the surrounding temperature	max. 95% RH up to 55°C
standard	IEC / EN 60898-1, IEC / EN 60947-2 / UL1077
vibration resistance according to IEC 60068-2-6	±1mm at 5 to 25Hz; 50m/s ² at 25 to 150Hz
ambient temperature during operation	
• minimum	-25 °C
• maximum	55 °C
ambient temperature during storage	
• minimum	-40 °C

• maximum

75 °C

number of test cycles for environmental testing according to IEC 60068-2-30

6

Approvals Certificates

Environment

General Product Approval

[Environmental Confirmations](#)

[Environmental Confirmations](#)



General Product Approval



[Miscellaneous](#)



[Confirmation](#)



General Product Approval

EMV

Test Certificates

Maritime application



[Miscellaneous](#)



Maritime application

other



[Confirmation](#)



Further information

Information on the packaging

<https://support.industry.siemens.com/cs/ww/en/view/109813875>

Information for data generation and storage

<https://support.industry.siemens.com/cs/ww/en/view/109995012>

Information- and Downloadcenter (Catalogs, Brochures,...)

<https://www.siemens.com/lowvoltage/catalogs>

Industry Mall (Online ordering system)

<https://mall.industry.siemens.com/mall/en/en/Catalog/product?mlfb=5SY6563-7>

Service&Support (Manuals, Certificates, Characteristics, FAQs,...)

<https://support.industry.siemens.com/cs/ww/en/ps/5SY6563-7>

Image database (product images, 2D dimension drawings, 3D models, device circuit diagrams, ...)

https://www.automation.siemens.com/bilddb/cax_en.aspx?mlfb=5SY6563-7

CAX-Online-Generator

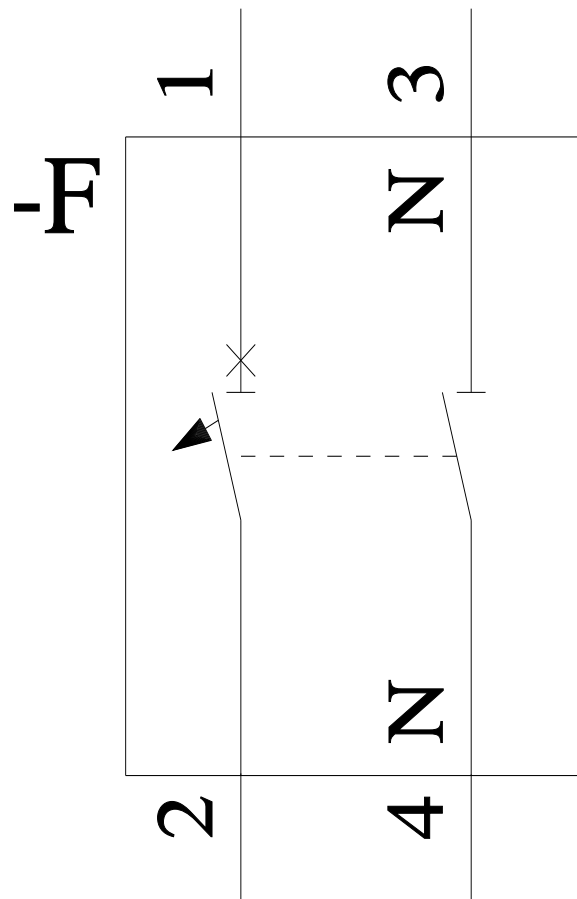
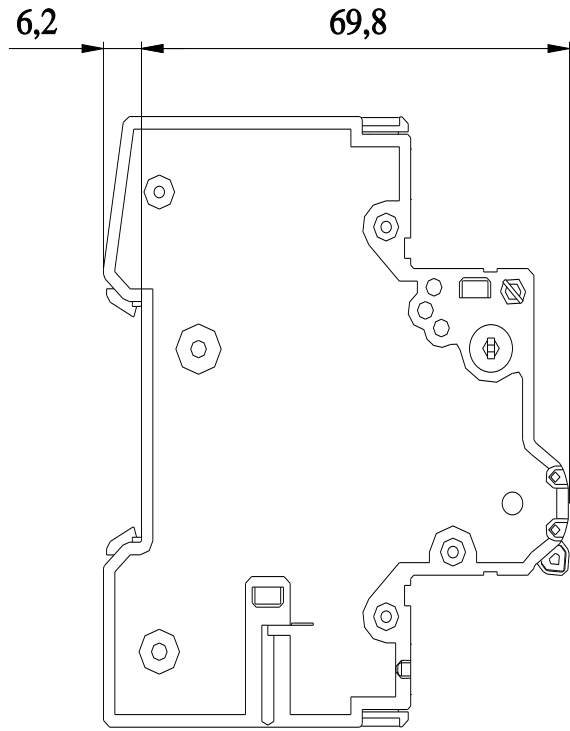
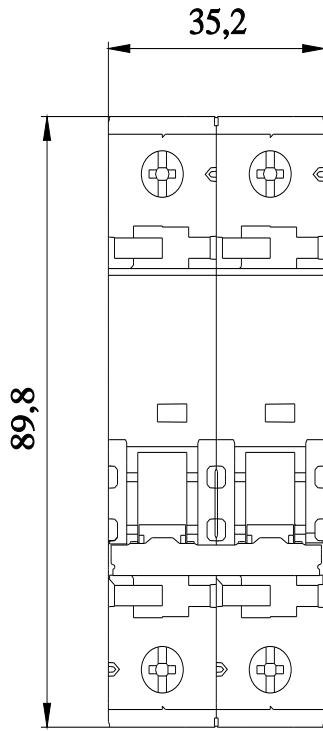
<https://www.siemens.com/cax>

Tender specifications

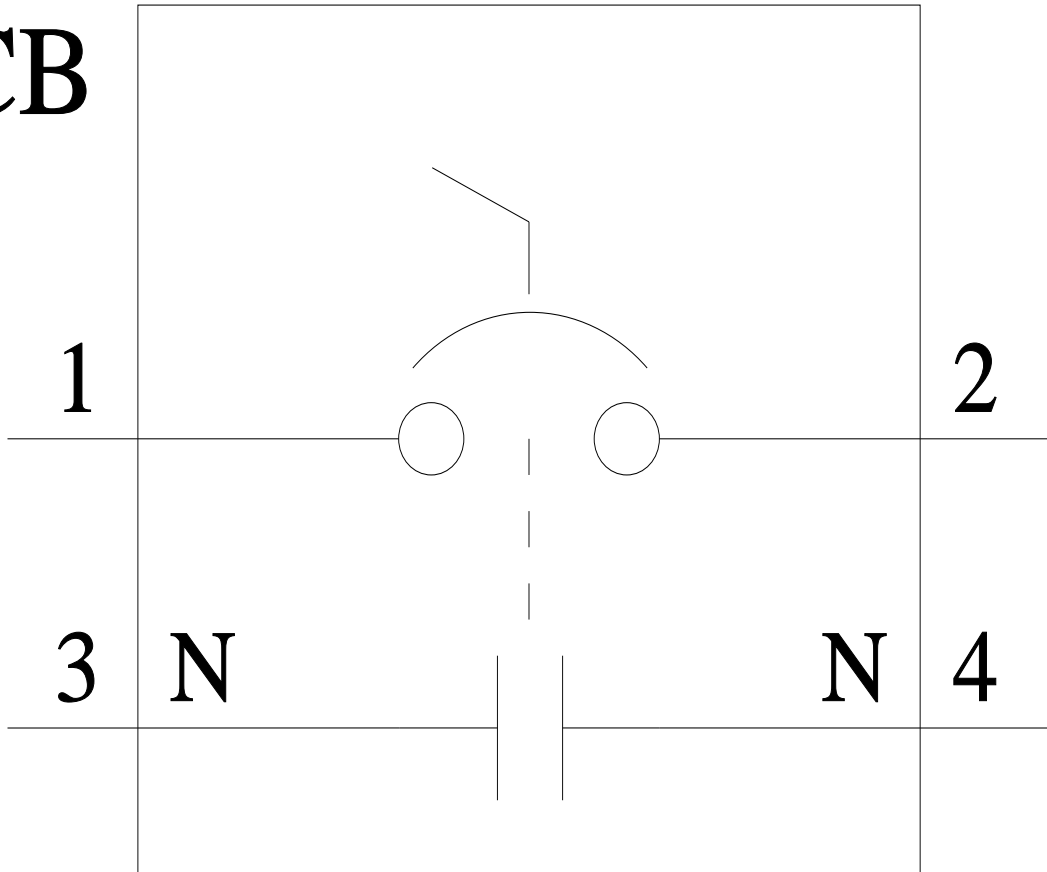
<https://www.siemens.com/specifications>

Characteristic curves

https://curves.simaris.siemens.com/curves/<mmp_prod_noCOMP='HAUPT'></mmp_prod_no>



CB



last modified:

8/6/2025 

