

# Product data sheet

Specifications



## power plug-in relay - Harmony RPM - 1 C/O - 110 V DC - 15 A - with LED

RPM13FD

⚠ Discontinued on: Nov 1, 2020

⚠ Discontinued

### Main

Range of product	Harmony Relay
Series name	Power
Product or component type	Plug-in relay
Device short name	RPM
Contacts type and composition	1 C/O
status LED	With
Minimum switching capacity	170 mW at 10 mA, 17 V
Release time	20 ms at nominal voltage
Ambient air temperature for operation	-40...55 °C
[Ithe] conventional enclosed thermal current	15 A at -40...55 °C

### Complementary

[Uc] control circuit voltage	110 V DC
Control type	Without lockable test button
[Ie] rated operational current	15 A at 277 V (AC) conforming to UL 15 A at 28 V (DC) conforming to UL 15 A at 250 V (AC) NO conforming to IEC 15 A at 28 V (DC) NO conforming to IEC 7.5 A at 250 V (AC) NC conforming to IEC 7.5 A at 28 V (DC) NC conforming to IEC
Degree of protection (Housing only)	IP40 conforming to EN/IEC 60529
Rated operational voltage limits	88...121 V DC
[Ui] rated insulation voltage	250 V conforming to IEC 300 V conforming to CSA 300 V conforming to UL
Maximum switching voltage	250 V conforming to IEC
Drop-out voltage threshold	$\geq 0.1 U_c$ DC
Maximum switching capacity	3750 VA 420 W
Mechanical durability	10000000 cycles
Electrical durability	100000 cycles for resistive load
Safety reliability data	B10d = 100000
Operating rate	$\leq 1200$ cycles/hour under load $\leq 18000$ cycles/hour no-load

List Price displayed is VAT EXCLUSIVE.

<b>Utilisation coefficient</b>	20 %
<b>Dielectric strength</b>	1500 V AC between contacts with micro disconnection 2000 V AC between coil and contact with reinforced
<b>[Uimp] rated impulse withstand voltage</b>	4 kV during 1.2/50 µs
<b>Protection category</b>	RT I
<b>Operating position</b>	Any position
<b>Device presentation</b>	Complete product
<b>Contacts material</b>	AgNi
<b>Shape of pin</b>	Flat
<b>Net weight</b>	0.026 kg

## Environment

<b>Pollution degree</b>	3
<b>Standards</b>	UL 508 EN/IEC 61810-1 CSA C22.2 No 14
<b>Product certifications</b>	UL CSA EAC
<b>Ambient air temperature for storage</b>	-40...85 °C
<b>Vibration resistance</b>	3 gn, amplitude = +/- 1 mm (f = 10...150 Hz)5 cycles in operation 5 gn, amplitude = +/- 1 mm (f = 10...150 Hz)5 cycles not operating
<b>Shock resistance</b>	15 gn for in operation 30 gn for not operating

## Contractual warranty

<b>Warranty (in months)</b>	18
-----------------------------	----



## Environmental Data

Schneider Electric aims to achieve Net Zero status by 2050 through supply chain partnerships, lower impact materials, and circularity via our ongoing “Use Better, Use Longer, Use Again” campaign to extend product lifetimes and recyclability.

[Environmental Data explained >](#)

[How we assess product sustainability >](#)

### Use Longer



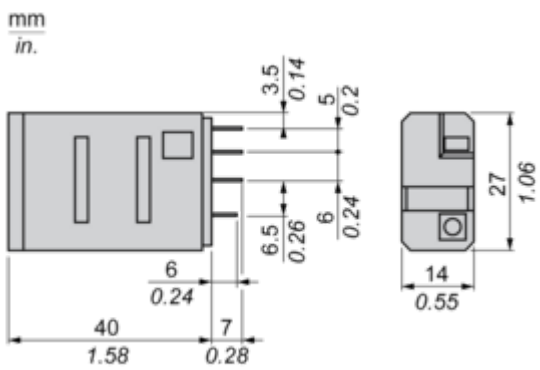
#### Lifetime extension

Repair

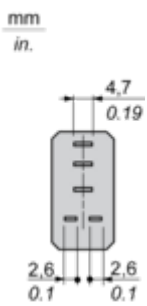
No

Dimensions Drawings

Dimensions



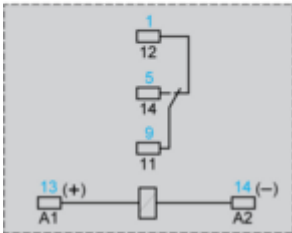
Pin Side View



Connections and Schema

Wiring Diagram

---



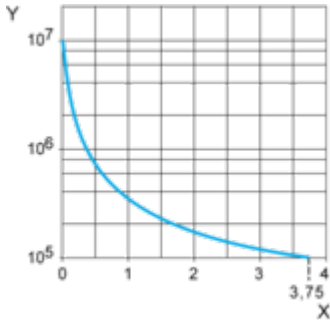
Symbols shown in blue correspond to Nema marking.

Performance Curves

Electrical Durability of Contacts

---

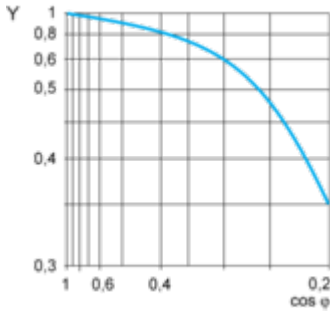
Durability (inductive load) = durability (resistive load) x reduction coefficient.  
Resistive AC load



X Switching capacity (kVA)

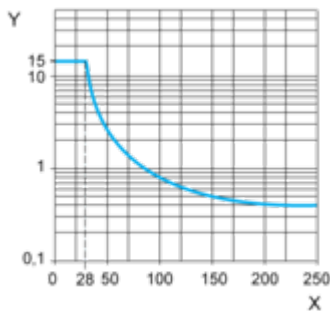
Y Durability (Number of operating cycles)

Reduction coefficient for inductive AC load (depending on power factor cos φ)



Y Reduction coefficient (A)

Maximum switching capacity on resistive DC load



X Voltage DC

Y Current DC

**Note :** These are typical curves, actual durability depends on load, environment, duty cycle, etc.