

reversing contactor assembly, AC-3e/AC-3, 16 A, 7.5 kW / 400 V, 3-pole, 24 V AC, 50/60 Hz, screw terminal, electrical and mechanical interlock



| | |
|---|--|
| product brand name | SIRIUS |
| product designation | Reversing contactor assembly |
| product type designation | 3RA23 |
| manufacturer's article number | |
| <ul style="list-style-type: none"> • 1 of the supplied contactor • 2 of the supplied contactor • of the supplied RH assembly kit | 3RT2018-1AB02 3RT2018-1AB02 3RA2913-2AA1 |
| General technical data | |
| size of contactor | S00 |
| product extension auxiliary switch | Yes |
| shock resistance at rectangular impulse | |
| <ul style="list-style-type: none"> • at AC • at DC | 7,3 g / 5 ms, 4,7 g / 10 ms 7,3 g / 5 ms, 4,7 g / 10 ms |
| shock resistance with sine pulse | |
| <ul style="list-style-type: none"> • at AC • at DC | 11,4 g / 5 ms, 7,3 g / 10 ms 11,4 g / 5 ms, 7,3g / 10 ms |
| mechanical service life (operating cycles) | |
| <ul style="list-style-type: none"> • of contactor typical • of the contactor with added auxiliary switch block typical | 10 000 000 10 000 000 |
| reference code according to IEC 81346-2 | Q |
| Substance Prohibition (day/month/year) | 10/01/2009 |
| Net Weight | 0.483 g |
| Ambient conditions | |
| installation altitude at height above sea level maximum | 2 000 m |
| ambient temperature | |
| <ul style="list-style-type: none"> • during operation • during storage | -25 ... +60 °C -55 ... +80 °C |
| Main circuit | |
| number of poles for main current circuit | 3 |
| number of NO contacts for main contacts | 3 |
| number of NC contacts for main contacts | 0 |
| operating voltage | |
| <ul style="list-style-type: none"> • at AC-3 rated value maximum • at AC-3e rated value maximum | 690 V 690 V |
| operational current | |
| <ul style="list-style-type: none"> • at AC-3 <ul style="list-style-type: none"> — at 400 V rated value — at 500 V rated value — at 690 V rated value | 16 A 12.4 A 8.9 A |

| | |
|---|--|
| <ul style="list-style-type: none"> ● at AC-3e <ul style="list-style-type: none"> — at 400 V rated value — at 500 V rated value — at 690 V rated value | 16 A 12.4 A 8.9 A |
| operating power | |
| <ul style="list-style-type: none"> ● at AC-3 <ul style="list-style-type: none"> — at 400 V rated value — at 500 V rated value — at 690 V rated value ● at AC-3e <ul style="list-style-type: none"> — at 400 V rated value — at 690 V rated value ● at AC-4 at 400 V rated value | 7.5 kW 7.5 kW 7.5 kW 7.5 kW 7.5 kW 5.5 kW |
| operating frequency | |
| <ul style="list-style-type: none"> ● at AC-3 maximum ● at AC-3e maximum | 750 1/h 750 1/h |
| Control circuit/ Control | |
| type of voltage of the control supply voltage | AC |
| control supply voltage 1 at AC | |
| <ul style="list-style-type: none"> ● at 50 Hz rated value ● at 60 Hz rated value | 24 V 24 V |
| operating range factor control supply voltage rated value of magnet coil at AC | |
| <ul style="list-style-type: none"> ● at 50 Hz ● at 60 Hz | 0.8 ... 1.1 0.85 ... 1.1 |
| apparent pick-up power of magnet coil at AC | |
| <ul style="list-style-type: none"> ● at 50 Hz | 37 VA |
| inductive power factor with closing power of the coil | |
| <ul style="list-style-type: none"> ● at 50 Hz | 0.8 |
| apparent holding power of magnet coil at AC | |
| <ul style="list-style-type: none"> ● at 50 Hz | 5.7 VA |
| inductive power factor with the holding power of the coil | |
| <ul style="list-style-type: none"> ● at 50 Hz | 0.28 |
| Auxiliary circuit | |
| contact reliability of auxiliary contacts | < 1 error per 100 million operating cycles |
| UL/CSA ratings | |
| full-load current (FLA) for 3-phase AC motor | |
| <ul style="list-style-type: none"> ● at 480 V rated value ● at 600 V rated value | 14 A 11 A |
| yielded mechanical performance [hp] for 3-phase AC motor | |
| <ul style="list-style-type: none"> ● at 200/208 V rated value ● at 220/230 V rated value ● at 460/480 V rated value ● at 575/600 V rated value | 3 hp 5 hp 10 hp 10 hp |
| contact rating of auxiliary contacts according to UL | A600 / Q600 |
| Short-circuit protection | |
| design of the fuse link | |
| <ul style="list-style-type: none"> ● for short-circuit protection of the main circuit <ul style="list-style-type: none"> — with type of coordination 1 required — with type of coordination 2 required ● for short-circuit protection of the auxiliary switch required | gG NH 3NA, DIAZED 5SB, NEOZED 5SE: 50 A gG NH 3NA, DIAZED 5SB, NEOZED 5SE: 25 A fuse gG: 10 A |
| Installation/ mounting/ dimensions | |
| mounting position | +/-180° rotation possible on vertical mounting surface; can be tilted forward and backward by +/- 22.5° on vertical mounting surface |
| fastening method | screw and snap-on mounting onto 35 mm DIN rail |
| height | 68 mm |
| width | 90 mm |
| depth | 73 mm |
| required spacing | |

- with side-by-side mounting
 - forwards 6 mm
 - backwards 0 mm
 - upwards 6 mm
 - downwards 6 mm
 - at the side 6 mm
- for grounded parts
 - forwards 6 mm
 - backwards 0 mm
 - upwards 6 mm
 - at the side 6 mm
 - downwards 6 mm
- for live parts
 - forwards 6 mm
 - backwards 0 mm
 - upwards 6 mm
 - downwards 6 mm
 - at the side 6 mm

Connections/ Terminals

| | |
|--|--|
| type of electrical connection | |
| <ul style="list-style-type: none"> • for main current circuit • for auxiliary and control circuit • at contactor for auxiliary contacts • of magnet coil | screw-type terminals screw-type terminals Screw-type terminals Screw-type terminals |
| type of connectable conductor cross-sections for main contacts | |
| <ul style="list-style-type: none"> • solid • solid or stranded • finely stranded with core end processing | 2x (0.5 ... 1.5 mm ²), 2x (0.75 ... 2.5 mm ²), 2x 4 mm ² 2x (0,5 ... 1,5 mm ²), 2x (0,75 ... 2,5 mm ²), 2x (0,5 ... 4 mm ²) 2x (0.5 ... 1.5 mm ²), 2x (0.75 ... 2.5 mm ²) |
| type of connectable conductor cross-sections | |
| <ul style="list-style-type: none"> • for auxiliary contacts <ul style="list-style-type: none"> — solid or stranded — finely stranded with core end processing • for AWG cables for auxiliary contacts | 2x (0.5 ... 1.5 mm ²), 2x (0.75 ... 2.5 mm ²) 2x (0.5 ... 1.5 mm ²), 2x (0.75 ... 2.5 mm ²) 2x (20 ... 16), 2x (18 ... 14) |

Safety related data

| | |
|--|--|
| product function suitable for safety function | Yes |
| Electrical Safety | |
| protection class IP on the front according to IEC 60529 | IP20 |
| touch protection on the front according to IEC 60529 | finger-safe, for vertical contact from the front |

Communication/ Protocol

| | |
|---|-----|
| product function bus communication | Yes |
| protocol is supported AS-Interface protocol | No |
| product function control circuit interface with IO link | No |

Approvals Certificates

| | | |
|--------------------|---------------------------------|--------------------------|
| Environment | General Product Approval | Test Certificates |
|--------------------|---------------------------------|--------------------------|

[Environmental Con-
firmations](#)



[Type Test Certific-
ates/Test Report](#)

| | |
|--------------------------|-----------------------------|
| Test Certificates | Maritime application |
|--------------------------|-----------------------------|

[Special Test Certific-
ate](#)



| | | |
|-----------------------------|--------------|----------------|
| Maritime application | other | Railway |
|-----------------------------|--------------|----------------|



Confirmation

Confirmation



Special Test Certificate

Further information

Information on the packaging

<https://support.industry.siemens.com/cs/ww/en/view/109813875>

Information for data generation and storage

<https://support.industry.siemens.com/cs/ww/en/view/109995012>

Information- and Downloadcenter (Catalogs, Brochures,...)

<https://www.siemens.com/ic10>

Industry Mall (Online ordering system)

<https://mall.industry.siemens.com/mall/en/en/Catalog/product?mlfb=3RA2318-8XB30-1AB0>

Service&Support (Manuals, Certificates, Characteristics, FAQs,...)

<https://support.industry.siemens.com/cs/ww/en/ps/3RA2318-8XB30-1AB0>

Image database (product images, 2D dimension drawings, 3D models, device circuit diagrams, EPLAN macros, ...)

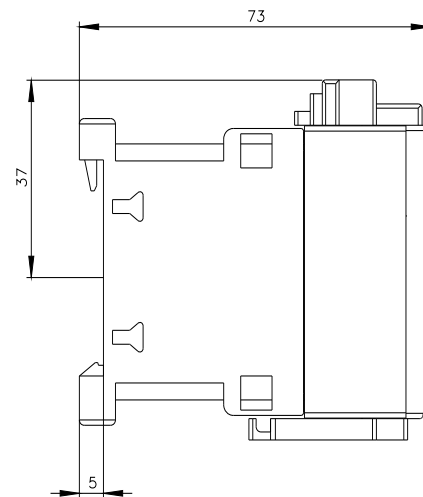
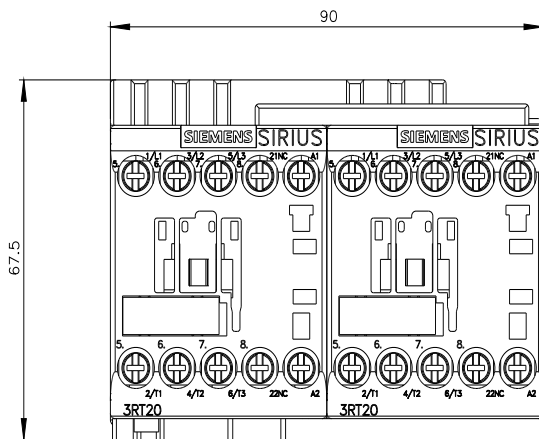
https://www.automation.siemens.com/bilddb/cax_de.aspx?mlfb=3RA2318-8XB30-1AB0&lang=en

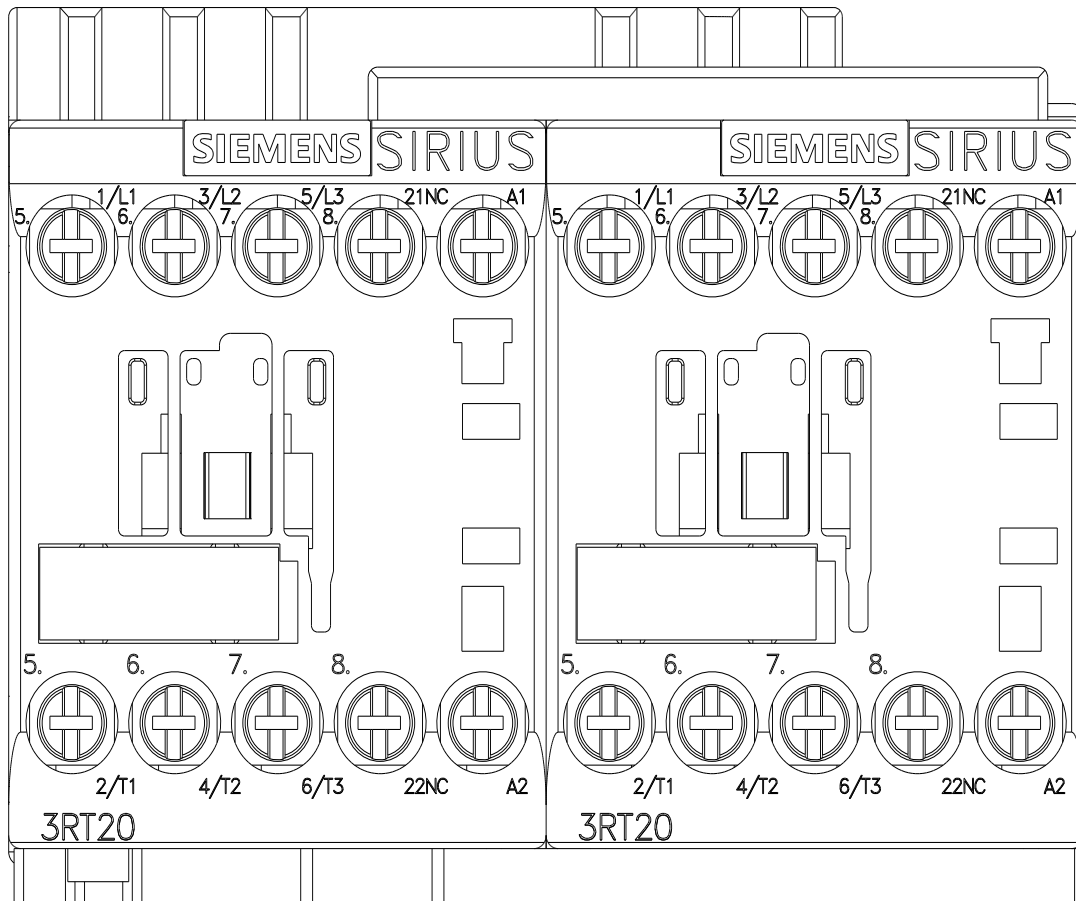
Cax online generator

<https://support.automation.siemens.com/WW/CAXorder/default.aspx?lang=en&mlfb=3RA2318-8XB30-1AB0>

Characteristic curves

https://curves.simaris.siemens.com/curves/<mmp_prod_noCOMP='HAUPT'></mmp_prod_no>





last modified:

4/4/2026