

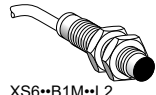


2-Wire AC or DC, Long Case Sensors

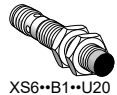
Table 20.13: Accessories, Basic Plus, XS***B3

Mounting Bracket	Sensor Body	Catalog No.	Mounting Bracket with Indexing Pin for Cylindrical Sensors	Diameter	Catalog No.
	M8	9006PA08		M6	XSZB165
	M12	9006PA12		M8	XSZB108
	M18	9006PA18		M12	XSZB112
	M30	9006PA30		M18	XSZB118
				M30	XSZB130

Cables See M8 and M12 connector cables on page 3—Wire, 12 — 48 Vdc, Long Case Sensors and Accessories, page 20-6.



XS6**B1M**L2



XS6**B1**U20



XS6**B1**L01B



XS6**B1**L01C



XS6**B1**L01G

Table 20.14: General Purpose, Long Case, Tubular, Increased Range, Flush Mountable, 2-Wire AC or DC

Sensors, 2-wire 24–240 V AC or DC, long case model					
Sensing Distance Sn, mm (in.)	Function	Connection	Catalog Number	Weight kg lb	
Ø 12, threaded M12 x 1					
4 (0.16)	NO	Precabled (2 m) [1]	XS612B1MAL2	0.075	0.17
		1/2"-20UNF connector	XS612B1MAU20	0.025	0.06
	NC	Precabled (2 m) [1]	XS612B1MBL2	0.075	0.17
		1/2"-20UNF connector	XS612B1MBU20	0.025	0.06
Ø 18, threaded M18 x 1					
8 (0.31)	NO	Precabled (2 m) [1]	XS618B1MAL2	0.100	0.22
		1/2"-20UNF connector	XS618B1MAU20	0.060	0.13
		Remote screw terminal connector	XS618B1MAL01B [2]	0.100	0.22
		Remote DIN 43650A connector	XS618B1MAL01C	0.100	0.22
		Remote M18 connector	XS618B1MAL01G	0.100	0.22
		Precabled (2 m) [1]	XS618B1MBL2	0.100	0.22
	NC	Remote screw terminal connector	XS618B1MBL01B [2]	0.100	0.22
		Remote DIN 43650A connector	XS618B1MBL01C	0.100	0.22
		Ø 30, threaded M30 x 1.5			
		15 (0.59)	NO	Precabled (2 m) [3]	XS630B1MAL2
1/2"-20UNF connector	XS630B1MAU20			0.145	0.32
Remote screw terminal connector	XS630B1MAL01B [2]			0.205	0.45
Remote DIN 43650A connector	XS630B1MAL01C			0.205	0.45
Remote M18 connector	XS630B1MAL01G			0.205	0.45
Precabled (2 m) [3]	XS630B1MBL2			0.205	0.45
NC	1/2"-20UNF connector		XS630B1MBU20	0.145	0.32
	Remote screw terminal connector		XS6 30B1MBL01B [2]	0.205	0.45
	Remote DIN 43650A connector		XS6 30B1MBL01C	0.205	0.45
	Remote M18 connector		XS6 30B1MBL01G	0.205	0.45
Description				Weight	
For use with sensors		Catalog Number			
Ø 12		XSZB112	0.006	0.01	
Ø 18		XSZB118	0.010	0.02	
Ø 30		XSZB130	0.020	0.04	

Table 20.15: Osisense Capacitive Proximity Sensors, Cylindrical Stainless Steel, DC

Sensing Characteristics			
	Ø M12 threaded M12 x 1	Ø M18 threaded M18 x 1	Ø M30 threaded M30 x 1.5
Sensing Range	2 mm (0.078 in.)	5 mm (0.197 in.)	10 mm (0.394 in.)
Switching Frequency	300	200	150
Shock Resistance	Conforming to IEC 60068-2-27: 30 gn, 11 ms		
Vibration Resistance	Conforming to IEC 60068-2-6 10 gn, +/- 1 mm (10–55 Hz)		
Power Requirements			
Supply Voltage	30 mm: 24 Vdc (12–30 Vdc limits)		32 mm: 24–240 Vac (20–264 Vac limits)
Max. Load	200 mA		
Environment			
Operating Temperature Range	–25 +70 °C (–13 +158 °F)		
Product Certification	CE, ETL		
Environmental Protection Ratings	IP67, NEMA 4X (Indoor Use Only), IP65 (Ø M12 PCM and Ø18 PCM)		
Connection	Precabled, PVC (2 m)		
Catalog Numbers			
Housing Material	Stainless Steel		Nickel Plated Brass
Cable (flush mountable)	Catalog No.		Catalog No.
3-wire / PNP / N.O. function	XT112S1PAL2		XT130B1PAL2
3-wire / NPN / N.O. function	XT112S1NAL2		XT130B1NAL2
4-wire / PNP / N.O./N.C. function	XT112S1PCL2		XT130B1PCL2
Connector (flush mountable)	M12		
4-wire / PNP / N.O./N.C. function	XT112S1PCM12	XT118B1PCM12	XT130B1PCM12

[1] For a 5 m cable, replace L2 with L5; for a 10 m cable, replace L2 with L10. Example: XS612B1MAL2 becomes XS612B1MAL5 with a 5 m cable.

[2] Protective cable gland included with remote screw terminal connector.

[3] Available in Ø8 plastic with double insulation. See page 2/30 of 9006CT1007.