

Product datasheet

Specifications



Motor circuit breaker, TeSys Deca, 3P, 4-6.3A, thermal magnetic, screw clamp terminals, with GVAE11, bulk qty

GV2RT10AE11TQ

⚠ Discontinued on: 17 Jul 2023

⚠ Discontinued

Main

Range	TeSys Deca
Product name	TeSys GV2
Product or component type	Motor circuit breaker
Device short name	GV2RT
Device application	Motor protection Transformer
Trip unit technology	Thermal-magnetic

Complementary

Poles description	3P
Network type	AC
Utilisation category	Category A conforming to IEC 60947-2 AC-3 conforming to IEC 60947-4-1 AC-3e conforming to IEC 60947-4-1
Network frequency	50/60 Hz conforming to IEC 60947-2
Auxiliary contact composition	1 NO + 1 NC front
Motor power kW	1.1 kW at 220/230 V AC 50/60 Hz motor protection high peak current 2.2 kW at 400/415 V AC 50/60 Hz motor protection high peak current 2.2 kW at 440 V AC 50/60 Hz motor protection high peak current 3 kW at 440 V AC 50/60 Hz motor protection high peak current 3 kW at 500 V AC 50/60 Hz motor protection high peak current 4 kW at 690 V AC 50/60 Hz motor protection high peak current 1.6 kW at 230/240 V AC 50/60 Hz transformer protection 2 kW at 230/240 V AC 50/60 Hz transformer protection 2.5 kW at 400/415 V AC 50/60 Hz transformer protection 2.5 kW at 440 V AC 50/60 Hz transformer protection 4 kW at 440 V AC 50/60 Hz transformer protection 4 kW at 500 V AC 50/60 Hz transformer protection 4 kW at 690 V AC 50/60 Hz transformer protection
Breaking capacity	100 kA Icu at 220/230 V AC 50/60 Hz conforming to IEC 60947-2 100 kA Icu at 400/415 V AC 50/60 Hz conforming to IEC 60947-2 50 kA Icu at 440 V AC 50/60 Hz conforming to IEC 60947-2 50 kA Icu at 500 V AC 50/60 Hz conforming to IEC 60947-2 3 kA Icu at 690 V AC 50/60 Hz conforming to IEC 60947-2
Control type	Toggle
[In] rated current	6.3 A
Thermal protection adjustment range	4...6.3 A conforming to IEC 60947-2
Magnetic tripping current	138 A
[Ith] conventional free air thermal current	6.3 A conforming to IEC 60947-2

Excluding VAT, FCA Jabal Ali & amp; are subject to change – check with your local distributor.

[Ue] rated operational voltage	690 V AC 50/60 Hz conforming to IEC 60947-2
[Ui] rated insulation voltage	690 V AC 50/60 Hz conforming to IEC 60947-2
[Uimp] rated impulse withstand voltage	6 kV conforming to IEC 60947-2
Suitability for isolation	Yes conforming to IEC 60947-1
Power dissipation per pole	2.5 W
Mechanical durability	100000 cycles
Electrical durability	100000 cycles for AC-3 at 415 V In 100000 cycles for AC-3e at 415 V In
Rated duty	Uninterrupted conforming to IEC 60947-4-1
Connections - terminals	Power circuit: screw clamp terminal 2 cable(s) 1...6 mm ² solid Power circuit: screw clamp terminal 2 cable(s) 1.5...6 mm ² flexible without cable end Power circuit: screw clamp terminal 2 cable(s) 1...4 mm ² flexible with cable end
Tightening torque	1.7 N.m - on screw clamp terminal
Fixing mode	35 mm symmetrical DIN rail: clipped Panel: screwed (with adaptor plate)
Mounting position	Horizontal Vertical
Width	45 mm
Height	89 mm
Depth	78.5 mm
Quantity per set	Set of 24

Environment

Standards	EN/IEC 60947-2 EN/IEC 60947-4-1
Product certifications	CCC UL CSA EAC LROS (Lloyds register of shipping) BV UKCA
IK degree of protection	IK04
IP degree of protection	IP20 conforming to IEC 60529
Climatic withstand	conforming to IACS E10
Ambient air temperature for storage	-40...80 °C
Fire resistance	960 °C conforming to IEC 60695-2-11
Ambient air temperature for operation	-20...60 °C
Mechanical robustness	Shocks: 30 Gn for 11 ms Vibrations: 5 Gn, 5...150 Hz
Operating altitude	<= 2000 m

Packing Units

Unit Type of Package 1	PCE
Number of Units in Package 1	1
Package 1 Height	15.0 cm
Package 1 Width	30.0 cm

Package 1 Length	40.0 cm
Package 1 Weight	278.5 g
Unit Type of Package 2	CAR
Number of Units in Package 2	24
Package 2 Height	15.0 cm
Package 2 Width	30.0 cm
Package 2 Length	40.0 cm
Package 2 Weight	6.7 kg

Contractual warranty

Warranty (in months)	18
-----------------------------	----



Environmental Data

Schneider Electric aims to achieve Net Zero status by 2050 through supply chain partnerships, lower impact materials, and circularity via our ongoing “Use Better, Use Longer, Use Again” campaign to extend product lifetimes and recyclability.

[Environmental Data explained >](#)

[How we assess product sustainability >](#)

Use Better



Materials and Substances

Packaging made with recycled cardboard

No

Packaging without single use plastic

No

SCIP Number

04104e70-ba29-493c-b2cc-b5837d1f879b

Use Longer



Lifetime extension

Repair

No

Use Again



Repack and remanufacture

End of life manual availability

[End of Life Information](#)

WEEE Label

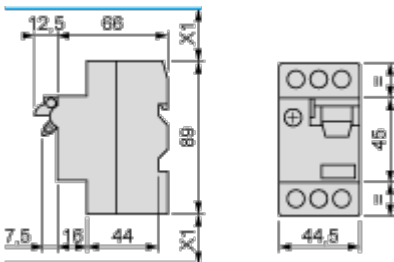


The product must be disposed on European Union markets following specific waste collection and never end up in rubbish bins

Dimensions Drawings

GV2RT

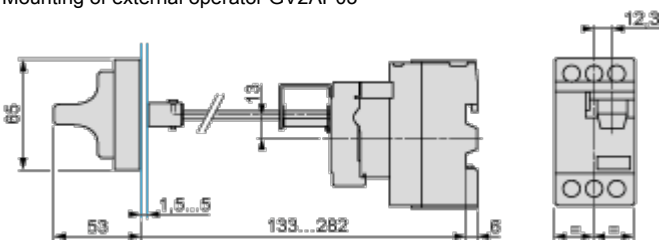
Dimensions



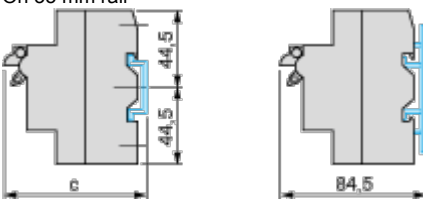
X1: Electrical clearance = 40 mm for $U_e < 690$ V

Mounting

Mounting of external operator GV2AP03



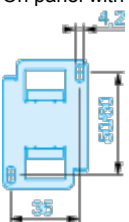
On 35 mm rail



c = 80 on AM1 DP200 (35 x 7.5)

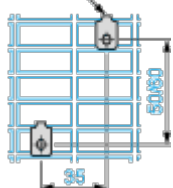
c = 88 on AM1 DE200, ED200 (35 x 15)

On panel with adapter plate GV2AF02

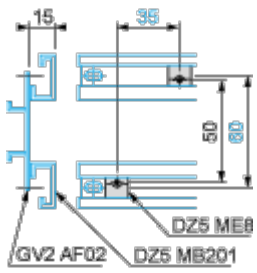


On pre-slotted plate AM1 PA

AF1 EA4



On rails DZ5 MB



Connections and Schema

GV2ME•• and GV2RT

