









Fuseless motor starter Reversing operation 600VAC Size S0 3.5-5A 24V DC screw connection For snapping onto 60 mm busbar systems Type of coordination 2 IQ = 150 KA Also full fills type Of coordination 1 1NO+1NC (MSP) 1NO+1NC (per contactor)

product brand name	SIRIUS
product designation	non-fused motor starter 3RA2
design of the product	reversing starter
manufacturer's article number	
<ul style="list-style-type: none"> • of the supplied contactor • of the supplied circuit-breakers • of the supplied RS assembly kit • of the supplied busbar adapter • of the supplied link module 	3RT2024-1BB40 3RV2011-1FA15 3RA2923-1DB1 8US1251-5NT10 3RA2921-1BA00
General technical data	
size of the circuit-breaker	S00
size of load feeder	S0
product extension auxiliary switch	Yes
insulation voltage with degree of pollution 3 at AC rated value	690 V
degree of pollution	3
surge voltage resistance rated value	6 kV
shock resistance according to IEC 60068-2-27	6 g / 11 ms
mechanical service life (operating cycles) of contactor typical	10 000 000
type of coordination	2
Substance Prohibition (day/month/year)	03/01/2017
Net Weight	2.14 kg
Ambient conditions	
ambient temperature	
<ul style="list-style-type: none"> • during operation • during storage • during transport 	-20 ... +60 °C -50 ... +80 °C -55 ... +80 °C
Main circuit	
number of poles for main current circuit	3
design of the switching contact	electromechanical
adjustable current response value current of the current-dependent overload release	3.5 ... 5 A
operating voltage	
<ul style="list-style-type: none"> • rated value • at AC-3 rated value maximum 	690 V 690 V
operating frequency rated value	50 ... 60 Hz
operational current at AC-3 at 400 V rated value	3.6 A
operating power at AC-3	
<ul style="list-style-type: none"> • at 400 V rated value • at 500 V rated value 	1 500 W 2 200 W
Control circuit/ Control	
control supply voltage at DC rated value	24 V
holding power of magnet coil at DC	5.9 W
Auxiliary circuit	
number of NC contacts for auxiliary contacts	3
number of NO contacts for auxiliary contacts	3
Protective and monitoring functions	
trip class	CLASS 10
design of the overload release	thermal (bimetallic)

response value current of instantaneous short-circuit trip unit	65 A	
UL/CSA ratings		
full-load current (FLA) for 3-phase AC motor		
• at 480 V rated value	4.8 A	
• at 600 V rated value	4.55 A	
yielded mechanical performance [hp]		
• for single-phase AC motor		
— at 110/120 V rated value	0.17 hp	
— at 230 V rated value	0.5 hp	
• for 3-phase AC motor		
— at 200/208 V rated value	1 hp	
— at 220/230 V rated value	1 hp	
— at 460/480 V rated value	3 hp	
— at 575/600 V rated value	3 hp	
Short-circuit protection		
product function short circuit protection	Yes	
design of the short-circuit trip	magnetic	
conditional short-circuit current (I_q)		
• at 400 V according to IEC 60947-4-1 rated value	153 000 A	
• at 500 V according to IEC 60947-4-1 rated value	100 000 A	
Installation/ mounting/ dimensions		
mounting position	vertical	
fastening method	for snapping onto 60 mm busbar systems	
height	260 mm	
width	90 mm	
depth	165 mm	
required spacing		
• for grounded parts		
— forwards	10 mm	
— backwards	0 mm	
— upwards	30 mm	
— at the side	9 mm	
— downwards	10 mm	
• for live parts		
— forwards	10 mm	
— backwards	0 mm	
— upwards	30 mm	
— downwards	10 mm	
— at the side	9 mm	
Connections/ Terminals		
type of electrical connection for main current circuit	screw-type terminals	
type of connectable conductor cross-sections for main contacts stranded	1 ... 10 mm ² , 2x (2.5 ... 6 mm ²)	
connectable conductor cross-section for main contacts finely stranded with core end processing	1 ... 6 mm ²	
Safety related data		
proportion of dangerous failures with high demand rate according to SN 31920	73 %	
B10 value with high demand rate according to SN 31920	1 000 000	
Electrical Safety		
protection class IP on the front according to IEC 60529	IP20	
touch protection on the front according to IEC 60529	finger-safe, for vertical contact from the front	
Approvals Certificates		
Environment	General Product Approval	For use in hazardous locations

[Environmental Conformations](#)



Test Certificates		Maritime application			
Type Test Certificates/Test Report	Special Test Certificate	 ABS	 BUREAU VERITAS	 DNV	 LRS
Maritime application			other		
 PRS	 RINA	 RMRS	Confirmation	Confirmation	
Railway	Dangerous goods				
Special Test Certificate	Transport Information				

Further information

Information on the packaging

<https://support.industry.siemens.com/cs/ww/en/view/109813875>

Information for data generation and storage

<https://support.industry.siemens.com/cs/ww/en/view/109995012>

Information- and Downloadcenter (Catalogs, Brochures,...)

<https://www.siemens.com/ic10>

Industry Mall (Online ordering system)

<https://mall.industry.siemens.com/mall/en/en/Catalog/product?mlfb=3RA2225-1FD24-0BB4>

Service&Support (Manuals, Certificates, Characteristics, FAQs,...)

<https://support.industry.siemens.com/cs/ww/en/ps/3RA2225-1FD24-0BB4>

Image database (product images, 2D dimension drawings, 3D models, device circuit diagrams, EPLAN macros, ...)

https://www.automation.siemens.com/bilddb/cax_de.aspx?mlfb=3RA2225-1FD24-0BB4&lang=en

Cax online generator

<https://support.automation.siemens.com/WW/CAXorder/default.aspx?lang=en&mlfb=3RA2225-1FD24-0BB4>

Characteristic curves

[https://curves.simaris.siemens.com/curves/<mmp_prod_noCOMP="HAUPT"></mmp_prod_no>](https://curves.simaris.siemens.com/curves/<mmp_prod_noCOMP=)

last modified:

4/4/2026 