








Fuseless motor starter Direct start 600VAC Size S00 0.11-0.16a 24V DC screw connection For snapping onto 60 mm busbar systems Type of coordination 2 IQ = 150 KA Also full fills type Of coordination 1 1NO (contactor)

product brand name	SIRIUS
product designation	non-fused motor starter 3RA2
design of the product	direct starter
manufacturer's article number	
<ul style="list-style-type: none"> • of the supplied contactor • of the supplied circuit-breakers • of the supplied busbar adapter • of the supplied link module 	3RT2015-1BB41 3RV2011-0AA10 8US1251-5DS10 3RA1921-1DA00
General technical data	
size of the circuit-breaker	S00
size of load feeder	S00
product extension auxiliary switch	Yes
insulation voltage with degree of pollution 3 at AC rated value	690 V
degree of pollution	3
surge voltage resistance rated value	6 kV
shock resistance according to IEC 60068-2-27	6 g / 11 ms
mechanical service life (operating cycles) of contactor typical	30 000 000
type of coordination	2
Net Weight	0.63 kg
Ambient conditions	
ambient temperature	
<ul style="list-style-type: none"> • during operation • during storage • during transport 	-20 ... +60 °C -50 ... +80 °C -55 ... +80 °C
Main circuit	
number of poles for main current circuit	3
design of the switching contact	electromechanical
adjustable current response value current of the current-dependent overload release	0.11 ... 0.16 A
operating voltage	
<ul style="list-style-type: none"> • rated value • at AC-3 rated value maximum 	690 V 690 V
operating frequency rated value	50 ... 60 Hz
operational current at AC-3 at 400 V rated value	0.16 A
operating power at AC-3	
<ul style="list-style-type: none"> • at 400 V rated value • at 500 V rated value • at 690 V rated value 	40 W 40 W 60 W
Control circuit/ Control	

control supply voltage at DC rated value	24 V				
holding power of magnet coil at DC	4 W				
Auxiliary circuit					
number of NO contacts for auxiliary contacts	1				
Protective and monitoring functions					
trip class	CLASS 10				
design of the overload release	thermal (bimetallic)				
response value current of instantaneous short-circuit trip unit	2.08 A				
Short-circuit protection					
product function short circuit protection	Yes				
design of the short-circuit trip	magnetic				
conditional short-circuit current (I _q)					
• at 690 V according to IEC 60947-4-1 rated value	100 000 A				
• at 400 V according to IEC 60947-4-1 rated value	153 000 A				
• at 500 V according to IEC 60947-4-1 rated value	100 000 A				
Installation/ mounting/ dimensions					
mounting position	vertical				
fastening method	for snapping onto 60 mm busbar systems				
height	200 mm				
width	45 mm				
depth	155 mm				
required spacing					
• for grounded parts					
— forwards	0 mm				
— backwards	0 mm				
— upwards	20 mm				
— at the side	9 mm				
— downwards	10 mm				
• for live parts					
— forwards	0 mm				
— backwards	0 mm				
— upwards	20 mm				
— downwards	10 mm				
— at the side	9 mm				
Connections/ Terminals					
type of electrical connection for main current circuit	screw-type terminals				
type of connectable conductor cross-sections for main contacts stranded	0.5 ... 4 mm ² , 2x (0.75 ... 2.5 mm ²)				
connectable conductor cross-section for main contacts finely stranded with core end processing	0.5 ... 2.5 mm ²				
Safety related data					
proportion of dangerous failures with high demand rate according to SN 31920	73 %				
B10 value with high demand rate according to SN 31920	1 000 000				
Electrical Safety					
protection class IP on the front according to IEC 60529	IP20				
touch protection on the front according to IEC 60529	finger-safe, for vertical contact from the front				
Approvals Certificates					
Environment	General Product Approval	For use in hazardous locations			
Environmental Confirmations					
Test Certificates	Maritime application				

[Type Test Certificates/Test Report](#)

[Special Test Certificate](#)



Maritime application

other



[Confirmation](#)

[Confirmation](#)



Railway

Dangerous goods

[Special Test Certificate](#)

[Transport Information](#)

Further information

Information on the packaging

<https://support.industry.siemens.com/cs/ww/en/view/109813875>

Information for data generation and storage

<https://support.industry.siemens.com/cs/ww/en/view/109995012>

Information- and Downloadcenter (Catalogs, Brochures,...)

<https://www.siemens.com/ic10>

Industry Mall (Online ordering system)

<https://mall.industry.siemens.com/mall/en/en/Catalog/product?mlfb=3RA2110-0AD15-1BB4>

Service&Support (Manuals, Certificates, Characteristics, FAQs,...)

<https://support.industry.siemens.com/cs/ww/en/ps/3RA2110-0AD15-1BB4>

Image database (product images, 2D dimension drawings, 3D models, device circuit diagrams, EPLAN macros, ...)

https://www.automation.siemens.com/bilddb/cax_de.aspx?mlfb=3RA2110-0AD15-1BB4&lang=en

Cax online generator

<https://support.automation.siemens.com/WW/CAXorder/default.aspx?lang=en&mlfb=3RA2110-0AD15-1BB4>

Characteristic curves

[https://curves.simaris.siemens.com/curves/<mmp_prod_noCOMP="HAUPT"></mmp_prod_no>](https://curves.simaris.siemens.com/curves/<mmp_prod_noCOMP=)





last modified:

5/7/2026 