

Contactor relay 3NO1NC AC 220V 50/60Hz size S00, screw terminal




Figure similar

product brand name	SIRIUS
product designation	Contactor relay
product type designation	3RH7
General technical data	
size of contactor	S00
insulation voltage with degree of pollution 3 at AC rated value	690 V
surge voltage resistance rated value	18 kV
protection class IP on the front	IP20
shock resistance at rectangular impulse at AC	10 g / 5 ms, 5 g / 10 ms
shock resistance with sine pulse at AC	15 g / 5 ms, 8 g / 10 ms
Net Weight	0.199 kg
Ambient conditions	
installation altitude at height above sea level maximum	2 000 m
ambient temperature	
• during operation	-10 ... +55 °C
• during storage	-25 ... +70 °C
Control circuit/ Control	
type of voltage of the control supply voltage	AC
control supply voltage at AC	
• at 50 Hz rated value	220 V
• at 60 Hz rated value	220 V
operating range factor control supply voltage rated value of magnet coil at AC	
• at 50 Hz	0.8 ... 1.1
• at 60 Hz	0.85 ... 1.1
apparent pick-up power of magnet coil at AC	27 VA
inductive power factor with closing power of the coil	0.8
apparent holding power of magnet coil at AC	5.4 VA
inductive power factor with the holding power of the coil	0.27
Auxiliary circuit	
product extension auxiliary switch	Yes
number of NC contacts for auxiliary contacts	1
number of NO contacts for auxiliary contacts	3
identification number and letter for switching elements	31 E
operational current at AC-15	
• at 230 V rated value	6 A
• at 400 V rated value	6 A
• at 690 V rated value	1 A

operational current at 1 current path at DC-13	
<ul style="list-style-type: none"> • at 24 V rated value • at 110 V rated value • at 220 V rated value 	<p>6 A</p> <p>1 A</p> <p>0.3 A</p>

operating frequency at DC-13 maximum	1 000 1/h
---	-----------

Short-circuit protection

design of the fuse link for short-circuit protection of the auxiliary switch required	fuse gL/gG: 10 A
---	------------------

Installation/ mounting/ dimensions

mounting position	+/-180° rotation possible on vertical mounting surface; can be tilted forward and backward by +/- 22.5° on vertical mounting surface
fastening method	screw and snap-on mounting onto 35 mm DIN rail
height	57.5 mm
width	45 mm
depth	72 mm

Connections/ Terminals

type of electrical connection for auxiliary and control circuit	screw-type terminals
connectable conductor cross-section for auxiliary contacts	
<ul style="list-style-type: none"> • solid or stranded • finely stranded with core end processing 	<p>0.5 ... 2.5 mm²</p> <p>0.5 ... 2.5 mm²</p>
type of connectable conductor cross-sections for auxiliary contacts	
<ul style="list-style-type: none"> • solid or stranded • finely stranded with core end processing 	<p>2x (0.5 ... 1.5 mm²), 2x (0.75 ... 2.5 mm²), 2x 4 mm²</p> <p>2x (0.5 ... 1.5 mm²), 2x (0.75 ... 2.5 mm²)</p>

Safety related data

product function positively driven operation according to IEC 60947-5-1	Yes
---	-----

Electrical Safety

protection class IP on the front according to IEC 60529	IP20
touch protection on the front according to IEC 60529	finger-safe, for vertical contact from the front

Approvals Certificates

Environment	General Product Approval	other
-------------	--------------------------	-------

[Environmental Confirmations](#)



[Confirmation](#)

other



Further information

Information on the packaging

<https://support.industry.siemens.com/cs/ww/en/view/109813875>

Information for data generation and storage

<https://support.industry.siemens.com/cs/ww/en/view/109995012>

Information- and Downloadcenter (Catalogs, Brochures,...)

<https://www.siemens.com/ic10>

Industry Mall (Online ordering system)

<https://mall.industry.siemens.com/mall/en/en/Catalog/product?mlfb=3RH7131-1AN20>

Service&Support (Manuals, Certificates, Characteristics, FAQs,...)

<https://support.industry.siemens.com/cs/ww/en/ps/3RH7131-1AN20>

Image database (product images, 2D dimension drawings, 3D models, device circuit diagrams, EPLAN macros, ...)

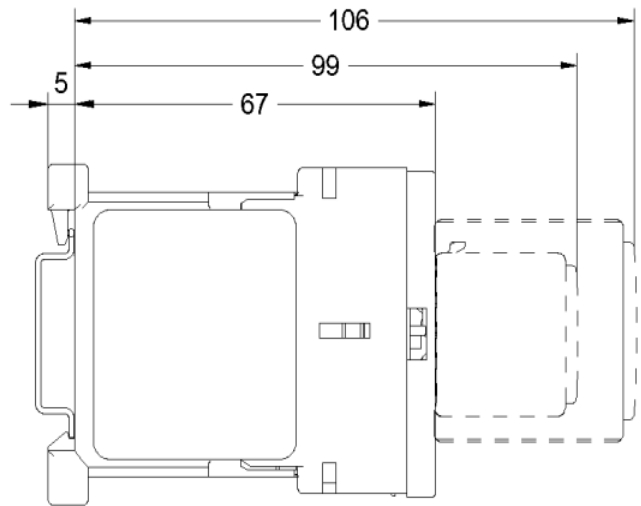
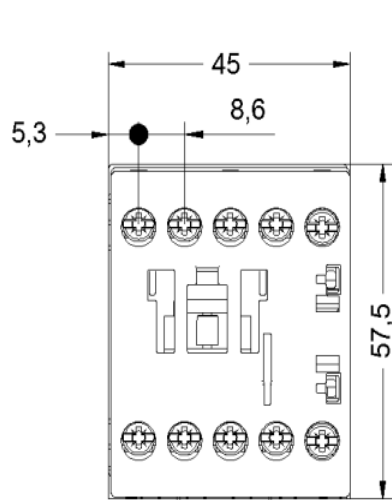
https://www.automation.siemens.com/bilddb/cax_de.aspx?mlfb=3RH7131-1AN20&lang=en

Cax online generator

<https://support.automation.siemens.com/WW/CAXorder/default.aspx?lang=en&mlfb=3RH7131-1AN20>

Characteristic curves

[https://curves.simaris.siemens.com/curves/<mmp_prod_noCOMP="HAUPT"></mmp_prod_no>](https://curves.simaris.siemens.com/curves/<mmp_prod_noCOMP=)



last modified:

4/4/2026 