



circuit breaker 3VA2 IEC Frame 100 breaking capacity class M Icu=55 kA @ 415 V 3-pole, line protection ETU550, LSI, In=63 A overload protection Ir=25 A...63 A short-circuit protection I_{sd}=0.6..10x I_n, I_i=1.5..12x I_n neutral conductor protection optionally with external current transformer, up to 160% terminal connection

Model	
product brand name	SENTRON
product designation	Molded case circuit breaker
design of the product	Line protection
design of the overcurrent release	ETU550
protection function of the overcurrent release	LSI
number of poles	3
General technical data	
insulation voltage / rated value	800 V
operating voltage / at AC / rated value	690 V
power loss [W] / maximum	5.4 W
power loss [W] / for rated value of the current / at AC / in hot operating state / per pole	1.8 W
mechanical service life (operating cycles) / typical	25 000
electrical endurance (operating cycles) / at AC-1 / at 380/415 V	15 000
electrical endurance (operating cycles) / at AC-1 / at 690 V	10 500
product feature / for neutral conductors / upgradable/retrofitable / short-circuit and overload proof	Yes
ground-fault monitoring version	Without
product function	
• communication function	Yes
• other measurement function	No
Net Weight	2.271 kg
Current	
operational current	
• at 40 °C	63 A
• at 45 °C	63 A
• at 50 °C	63 A
• at 55 °C	63 A
• at 60 °C	63 A
• at 65 °C	63 A
• at 70 °C	63 A
Switching capacity according to IEC 60947	
switching capacity class of the circuit breaker	M
maximum short-circuit current breaking capacity (I _{cu})	
• at 240 V	85 kA

<ul style="list-style-type: none"> • at 415 V • at 440 V • at 500 V • at 690 V 	55 kA 55 kA 36 kA 2 kA
operating short-circuit current breaking capacity (Ics)	
<ul style="list-style-type: none"> • at 240 V • at 415 V • at 440 V • at 500 V • at 690 V 	85 kA 55 kA 55 kA 36 kA 2 kA
short-circuit current making capacity (Icm)	
<ul style="list-style-type: none"> • at 240 V • at 415 V • at 440 V • at 500 V • at 690 V 	187 kA 121 kA 121 kA 75.5 kA 3 kA

Adjustable parameters

product feature / for L-tripping / can be switched on/off	No
adjustable response value setting current (I _r) / of the L-trip / with I _{2t} characteristic	
<ul style="list-style-type: none"> • minimum • maximum 	25 A 63 A
adjustable response value delay time (t _r) / for L-tripping / with I _{2t} characteristic	
<ul style="list-style-type: none"> • minimum • maximum 	0.5 s 25 s
adjustable response value setting current (I _{sd}) / of S-trip / with I _{0t} characteristic	
<ul style="list-style-type: none"> • minimum • maximum 	37 A 630 A
adjustable response value setting current (I _{sd}) / of S-trip / with I _{2t} characteristic	
<ul style="list-style-type: none"> • minimum • maximum 	37 A 630 A
adjustable response value delay time (t _{sd}) / for S-tripping / with I _{0t} characteristic	
<ul style="list-style-type: none"> • minimum • maximum 	0.05 s 0.5 s
adjustable response value delay time (t _{sd}) / for S-tripping / with I _{2t} characteristic	
<ul style="list-style-type: none"> • minimum • maximum 	0.05 s 0.5 s
adjustable response value setting current (I _i) / for I-tripping	
<ul style="list-style-type: none"> • minimum • maximum 	94 A 756 A
adjustable setting current (I _{nN}) / for N-tripping	
<ul style="list-style-type: none"> • minimum • maximum 	25 A 100 A
design of the N-conductor protection	adjustable OFF; 40% to 160%
product function / grounding protection	No

Mechanical Design

product component	
<ul style="list-style-type: none"> • undervoltage release • voltage trigger • trip indicator 	No No No
height [in]	7.13 in
height	181 mm
width [in]	4.13 in
type of connectable conductor cross-sections / of the round conductor terminal / stranded	1 x (6 - 120 mm ²)
width	105 mm

depth [in]	3.39 in
depth	86 mm
Connections	
arrangement of electrical connectors / for main current circuit	Front terminal
type of electrical connection / for main current circuit	double-sided box terminal
design of the surface / of the connections / on the top of the switch (N, 1, 3, 5)	tin
design of the surface / of the connections / on the bottom of the switch (N, 2, 4, 6)	tin
Auxiliary circuit	
number of CO contacts / for auxiliary contacts	0
Accessories	
product extension / optional / motor drive	Yes
Environmental conditions	
protection class IP / on the front	IP40
ambient temperature	
• during operation / minimum	-25 °C
• during operation / maximum	70 °C
• during storage / minimum	-40 °C
• during storage / maximum	80 °C
Environmental footprint	
global warming potential [CO2 eq] / total	61.814 kg
global warming potential [CO2 eq] / during manufacturing	14.6 kg
global warming potential [CO2 eq] / during operation	48.9 kg
global warming potential [CO2 eq] / after end of life	-2.2 kg
Siemens Eco Profile (SEP)	Siemens EcoTech
reference code / according to IEC 81346-2	Q

Approvals / Certificates

General Product Approval


CCC





VDE

[Miscellaneous](#)


EAC


S

[Confirmation](#)

General Product Approval	EMV	Test Certificates
 UK CA	 CE EG-Konf.	 RCM
		<div style="text-align: center;">Miscellaneous</div> <div style="text-align: center;">Special Test Certificate</div> <div style="text-align: center;">Type Test Certificates/Test Report</div>

Maritime application


ABS



BUREAU
VERITAS


DNV


LRS


RMRS

[CCS \(China Classification Society\)](#)

other	Dangerous goods	Environment
<div style="text-align: center;">Miscellaneous</div> <div style="text-align: center;">Miscellaneous</div> <div style="text-align: center;">Confirmation</div> <div style="text-align: center;">  产品合格 QC PASS </div>	Transport Information	Environmental Confirmations

Environment

Further information

Information on the packaging

<https://support.industry.siemens.com/cs/ww/en/view/109813875>

Information for data generation and storage

<https://support.industry.siemens.com/cs/ww/en/view/109995012>

Information- and Downloadcenter (Catalogs, Brochures,...)

<https://www.siemens.com/lowvoltage/catalogs>

Industry Mall (Online ordering system)

<https://mall.industry.siemens.com/mall/en/en/Catalog/product?mlfb=3VA2063-5JP36-0AA0>

Service&Support (Manuals, Certificates, Characteristics, FAQs,...)

<https://support.industry.siemens.com/cs/ww/en/ps/3VA2063-5JP36-0AA0>

Image database (product images, 2D dimension drawings, 3D models, device circuit diagrams, ...)

https://www.automation.siemens.com/bilddb/cax_en.aspx?mlfb=3VA2063-5JP36-0AA0

CAX-Online-Generator

<https://www.siemens.com/cax>

Tender specifications

<https://www.siemens.com/specifications>

Characteristic curves

[https://curves.simaris.siemens.com/curves/<mmp_prod_noCOMP="HAUPT"></mmp_prod_no>](https://curves.simaris.siemens.com/curves/<mmp_prod_noCOMP=)

last modified:

4/23/2026 

