





Fuseless motor starter Reversing operation 600VAC Size S0 1.4-2A 24V DC screw connection For snapping onto 60 mm busbar systems Type of coordination 2 IQ = 150 KA Also full fills type Of coordination 1 1NO+1NC (MSP) 1NO+1NC (per contactor)

product brand name	SIRIUS
product designation	non-fused motor starter 3RA2
design of the product	reversing starter
manufacturer's article number	
<ul style="list-style-type: none"> • of the supplied contactor • of the supplied circuit-breakers • of the supplied RS assembly kit • of the supplied busbar adapter • of the supplied link module 	3RT2023-1BB40 3RV2011-1BA15 3RA2923-1DB1 8US1251-5NT10 3RA2921-1BA00
General technical data	
size of the circuit-breaker	S00
size of load feeder	S0
product extension auxiliary switch	Yes
insulation voltage with degree of pollution 3 at AC rated value	690 V
degree of pollution	3
surge voltage resistance rated value	6 kV
shock resistance according to IEC 60068-2-27	6 g / 11 ms
mechanical service life (operating cycles) of contactor typical	10 000 000
type of coordination	2
Substance Prohibition (day/month/year)	03/01/2017
Net Weight	2.14 kg
Ambient conditions	
ambient temperature	
<ul style="list-style-type: none"> • during operation • during storage • during transport 	-20 ... +60 °C -50 ... +80 °C -55 ... +80 °C
Main circuit	
number of poles for main current circuit	3
design of the switching contact	electromechanical
adjustable current response value current of the current-dependent overload release	1.4 ... 2 A
operating voltage	
<ul style="list-style-type: none"> • rated value • at AC-3 rated value maximum 	690 V 690 V
operating frequency rated value	50 ... 60 Hz
operational current at AC-3 at 400 V rated value	1.9 A
operating power at AC-3	
<ul style="list-style-type: none"> • at 400 V rated value • at 500 V rated value • at 690 V rated value 	750 W 750 W 1 100 W
Control circuit/ Control	
control supply voltage at DC rated value	24 V
holding power of magnet coil at DC	5.9 W
Auxiliary circuit	
number of NC contacts for auxiliary contacts	3
number of NO contacts for auxiliary contacts	3
Protective and monitoring functions	
trip class	CLASS 10

design of the overload release	thermal (bimetallic)		
response value current of instantaneous short-circuit trip unit	26 A		
UL/CSA ratings			
full-load current (FLA) for 3-phase AC motor			
• at 480 V rated value	1.63 A		
• at 600 V rated value	1.72 A		
yielded mechanical performance [hp]			
• for single-phase AC motor			
— at 230 V rated value	0.13 hp		
• for 3-phase AC motor			
— at 460/480 V rated value	0.75 hp		
— at 575/600 V rated value	1 hp		
Short-circuit protection			
product function short circuit protection	Yes		
design of the short-circuit trip	magnetic		
conditional short-circuit current (I_q)			
• at 400 V according to IEC 60947-4-1 rated value	153 000 A		
Installation/ mounting/ dimensions			
mounting position	vertical		
fastening method	for snapping onto 60 mm busbar systems		
height	260 mm		
width	90 mm		
depth	165 mm		
required spacing			
• for grounded parts			
— forwards	10 mm		
— backwards	0 mm		
— upwards	30 mm		
— at the side	9 mm		
— downwards	10 mm		
• for live parts			
— forwards	10 mm		
— backwards	0 mm		
— upwards	30 mm		
— downwards	10 mm		
— at the side	9 mm		
Connections/ Terminals			
type of electrical connection for main current circuit	screw-type terminals		
type of connectable conductor cross-sections for main contacts stranded	1 ... 10 mm ² , 2x (2.5 ... 6 mm ²)		
connectable conductor cross-section for main contacts finely stranded with core end processing	1 ... 6 mm ²		
Safety related data			
proportion of dangerous failures with high demand rate according to SN 31920	73 %		
B10 value with high demand rate according to SN 31920	1 000 000		
Electrical Safety			
protection class IP on the front according to IEC 60529	IP20		
touch protection on the front according to IEC 60529	finger-safe, for vertical contact from the front		
Approvals Certificates			
Environment	General Product Approval	For use in hazardous locations	other
Environmental Confirmations		 EG-Konf.	
			Confirmation
other	Dangerous goods		

[Confirmation](#)



[Transport Information](#)

Further information

Information on the packaging

<https://support.industry.siemens.com/cs/ww/en/view/109813875>

Information for data generation and storage

<https://support.industry.siemens.com/cs/ww/en/view/109995012>

Information- and Downloadcenter (Catalogs, Brochures,...)

<https://www.siemens.com/ic10>

Industry Mall (Online ordering system)

<https://mall.industry.siemens.com/mall/en/en/Catalog/product?mlfb=3RA2225-1BD23-0BB4>

Service&Support (Manuals, Certificates, Characteristics, FAQs,...)

<https://support.industry.siemens.com/cs/ww/en/ps/3RA2225-1BD23-0BB4>

Image database (product images, 2D dimension drawings, 3D models, device circuit diagrams, EPLAN macros, ...)

https://www.automation.siemens.com/bilddb/cax_de.aspx?mlfb=3RA2225-1BD23-0BB4&lang=en

Cax online generator

<https://support.automation.siemens.com/WW/CAXorder/default.aspx?lang=en&mlfb=3RA2225-1BD23-0BB4>

Characteristic curves

[https://curves.simaris.siemens.com/curves/<mmp_prod_noCOMP="HAUPT"></mmp_prod_no>](https://curves.simaris.siemens.com/curves/<mmp_prod_noCOMP=)

last modified:

4/4/2026 