



AS-i Compact Module K60 digital A/B device, 4 DI, IP67, 4 x input, maximum 200 mA 4 x M12 socket Y-II assignment mounting plate 3RK1901-0CA00 must be ordered separately

General technical data	
design of the product	digital I/O modules for operation in the field, IP67 - K60
design of the device type	A/B slave
type of electrical connection of the inputs and outputs	M12 screw-type terminals
Sensor supply	
type of voltage supply for sensor supply	using AS-Interface
input voltage	16.5 ... 30 V
property of the sensor supply short-circuit and overload resistant	Yes
ampacity of the sensor supply for all inputs	
• at ambient temperature 40 °C	200 mA
Inputs	
number of digital inputs	4
type of connection technology	2- and 3-wire technology
type of voltage of the input voltages	DC
input current at digital input	
• for signal <1> minimum	6 mA
• with signal <0> maximum	1.5 mA
design of the pin assignment of the inputs	Y-II assignment
Outputs	
number of digital outputs	0
Ambient conditions	
ambient temperature	
• during operation	-25 ... +85 °C
• during storage	-40 ... +85 °C
protection class IP	IP67
Mechanical data	
width	60 mm
height	152 mm
depth	29 mm
fastening method	standard rail mounting/wall mounting using mounting plate for K60 compact module
shock resistance	15 g / 11 ms
Certificates/ approvals	
General Product Approval	EMV
	Maritime application



other

Environment

Industrial Communication

[Miscellaneous](#)

[Confirmation](#)



[Environmental Con-
firmations](#)



Further information

Information on the packaging

<https://support.industry.siemens.com/cs/ww/en/view/109813875>

Information for data generation and storage

<https://support.industry.siemens.com/cs/ww/en/view/109995012>

Information- and Downloadcenter (Catalogs, Brochures,...)

<https://www.siemens.com/ic10>

Industry Mall (Online ordering system)

<https://mall.industry.siemens.com/mall/en/en/Catalog/product?mlfb=3RK2200-0CQ00-0AA3>

Cax online generator

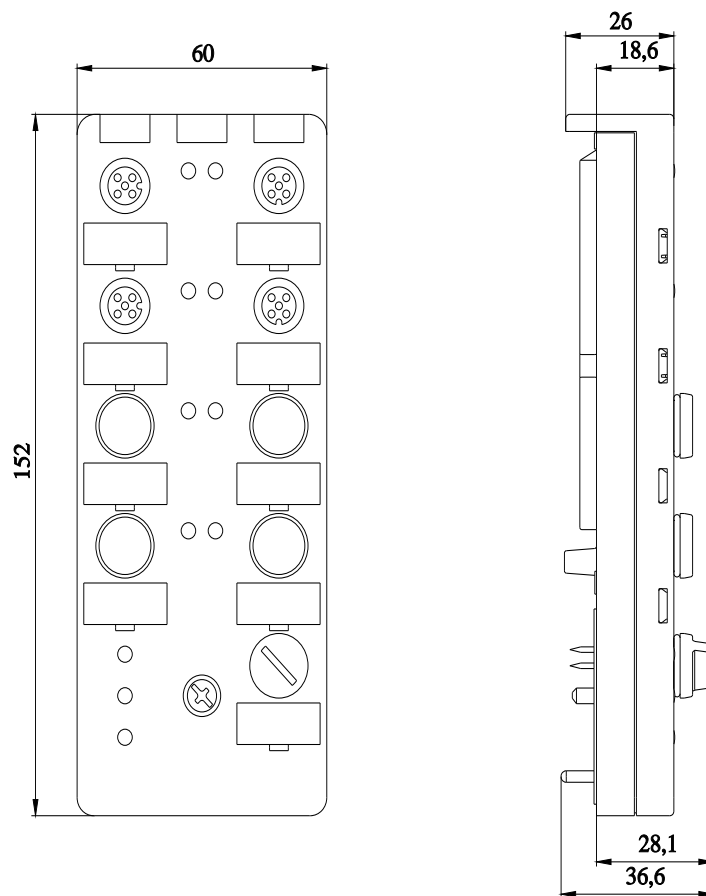
<https://support.automation.siemens.com/WW/CAXorder/default.aspx?lang=en&mlfb=3RK2200-0CQ00-0AA3>

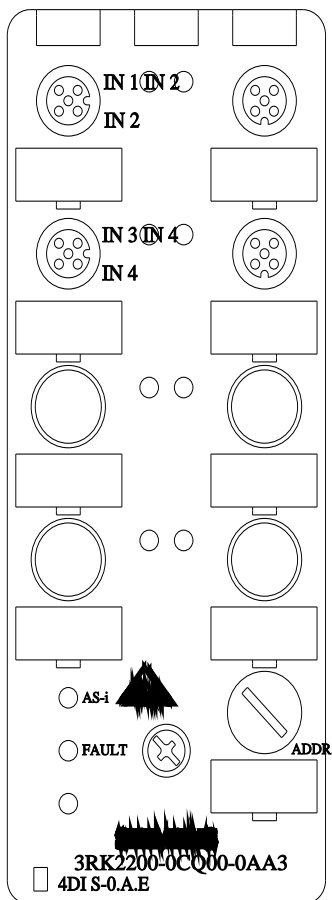
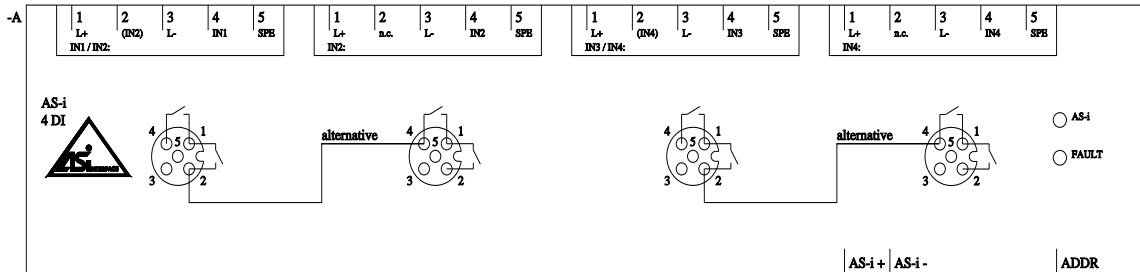
Service&Support (Manuals, Certificates, Characteristics, FAQs,...)

<https://support.industry.siemens.com/cs/ww/en/ps/3RK2200-0CQ00-0AA3>

Image database (product images, 2D dimension drawings, 3D models, device circuit diagrams, EPLAN macros, ...)

https://www.automation.siemens.com/bilddb/cax_de.aspx?mlfb=3RK2200-0CQ00-0AA3&lang=en





last modified:

4/4/2026