



Figure similar

SIMATIC CPU 410-5H Process Automation, central unit for S7-400 and S7-400H/F/FH; 5 interfaces: 2x PN, 1x DP, 2x for sync modules; for use as spare part; without System Expansion Card

General information	
Product type designation	CPU 410-5H
HW functional status	2
Firmware version	V8.3
Design of PLC basic unit	With Conformal Coating (ISA-S71.04 severity level G1; G2; G3) and operating temperature to 70 °C
Product function	
<ul style="list-style-type: none"> • SysLog 	Yes; via TCP; up to 4 receivers can be parameterized; buffer capacity max. 3 200 entries
<ul style="list-style-type: none"> • Field interface security 	Yes
Engineering with	
<ul style="list-style-type: none"> • Programming package 	from SIMATIC PCS 7 V10.0.1 (HSP 324, 325, 326)
CiR - Configuration in RUN	
CiR synchronization time, basic load	60 ms
CiR synchronization time, time per I/O byte	0 µs
Input current	
from backplane bus 5 V DC, typ.	2 A
from backplane bus 5 V DC, max.	2.4 A
from backplane bus 24 V DC, max.	150 mA; DP interface
from interface 5 V DC, max.	90 mA; At the DP interface
Power loss	
Power loss, typ.	10 W
Processor	
CPU speed	450 MHz; Multi-processor system
Storage	
PCS 7 process objects	100 ... approx. 2 600, adjustable with System Expansion Card
Work memory	
<ul style="list-style-type: none"> • integrated 	32 Mbyte; max., dependent on the System Expansion Card used
<ul style="list-style-type: none"> • integrated (for program) 	Dependent on the System Expansion Card used
<ul style="list-style-type: none"> • integrated (for data) 	Dependent on the System Expansion Card used
<ul style="list-style-type: none"> • expandable 	Dependent on the System Expansion Card used
Load memory	
<ul style="list-style-type: none"> • integrated RAM, max. 	48 Mbyte
<ul style="list-style-type: none"> • expandable RAM 	No
Backup	
<ul style="list-style-type: none"> • with battery 	Yes; all data
<ul style="list-style-type: none"> • without battery 	Yes; Program and data of the load memory
Battery	

Backup battery	
<ul style="list-style-type: none"> • Backup current, typ. • Backup current, max. • Backup time, max. 	370 µA; Valid up to 40°C 2.1 mA Dealt with in the module data manual with the secondary conditions and the factors of influence
<ul style="list-style-type: none"> • Feeding of external backup voltage to CPU 	No
CPU processing times	
for bit operations, typ.	7.5 ns
for word operations, typ.	7.5 ns
for fixed point arithmetic, typ.	7.5 ns
for floating point arithmetic, typ.	15 ns
average processing time of PCS 7 typicals	110 µs; with APL Typicals
Process tasks, max.	9; Individually adjustable from 10 ms to 5 s
CPU-blocks	
DB	
<ul style="list-style-type: none"> • Number, max. • Size, max. 	16 000; Number range: 1 to 16 000 (= Instances) 64 kbyte; Dependent on the System Expansion Card used
FB	
<ul style="list-style-type: none"> • Number, max. • Size, max. 	8 000; Number range: 0 to 7999 64 kbyte
FC	
<ul style="list-style-type: none"> • Number, max. • Size, max. 	8 000; Number range: 0 to 7999 64 kbyte
OB	
<ul style="list-style-type: none"> • Number, max. • Size, max. • Number of free cycle OBs • Number of time alarm OBs • Number of delay alarm OBs • Number of cyclic interrupt OBs • Number of process alarm OBs • Number of DPV1 alarm OBs • Number of startup OBs • Number of asynchronous error OBs • Number of synchronous error OBs 	see instruction list 64 kbyte 1; OB 1 8; OB 10-17 4; OB 20-23 9; OB 30-38 (= Process Tasks) 8; OB 40-47 3; OB 55-57 2; OB 100, 102 9; OB 80-88 2; OB 121, 122
Nesting depth	
<ul style="list-style-type: none"> • per priority class • additional within an error OB 	24 2
Counters, timers and their retentivity	
IEC counter	
<ul style="list-style-type: none"> • present • Type • Number 	Yes SFB Unlimited (limited only by RAM capacity)
IEC timer	
<ul style="list-style-type: none"> • present • Type • Number 	Yes SFB Unlimited (limited only by RAM capacity)
Data areas and their retentivity	
Retentive data area (incl. timers, counters, flags), max.	Total working and load memory (with backup battery)
Flag	
<ul style="list-style-type: none"> • Size, max. • Retentivity available • Number of clock memories 	16 384 byte Yes 8; in 1 memory byte
Local data	
<ul style="list-style-type: none"> • adjustable, max. 	64 kbyte
Address area	
I/O address area	
<ul style="list-style-type: none"> • Inputs • Outputs 	16 kbyte; max., dependent on the System Expansion Card used 16 kbyte; max., dependent on the System Expansion Card used

Process image	
<ul style="list-style-type: none"> Inputs, default Outputs, default consistent data, max. Access to consistent data in process image 	<ul style="list-style-type: none"> 16 kbyte; Dependent on the System Expansion Card used 16 kbyte; Dependent on the System Expansion Card used 244 byte Yes
Subprocess images	
<ul style="list-style-type: none"> Number of subprocess images, max. 	15
Hardware configuration	
Number of expansion units, max.	21; S7-400 expansion devices
connectable OPs	119
Multicomputing	No
Interface modules	
<ul style="list-style-type: none"> Number of connectable IMs (total), max. Number of connectable IM 460s, max. Number of connectable IM 463s, max. 	<ul style="list-style-type: none"> 6 6 4; Single mode only
Number of DP masters	
<ul style="list-style-type: none"> integrated via CP 	<ul style="list-style-type: none"> 1 10; CP 443-5 Extended
Number of IO Controllers	
<ul style="list-style-type: none"> Integrated Via CP 	<ul style="list-style-type: none"> 2 0
Number of operable FMs and CPs (recommended)	
<ul style="list-style-type: none"> PROFIBUS and Ethernet CPs 	11; Of which max. 10 CP as DP master
Slots	
<ul style="list-style-type: none"> required slots 	2
Time of day	
Clock	
<ul style="list-style-type: none"> Hardware clock (real-time) retentive and synchronizable Resolution Deviation per day (buffered), max. Deviation per day (unbuffered), max. 	<ul style="list-style-type: none"> Yes Yes 1 ms 1.7 s; Power off 8.6 s; Power on
Operating hours counter	
<ul style="list-style-type: none"> Number Number/Number range Range of values Granularity retentive 	<ul style="list-style-type: none"> 16 0 to 15 SFCs 2, 3 and 4: 0 to 32767 hours SFC 101: 0 to 2³¹ - 1 hours 1 h Yes
Clock synchronization	
<ul style="list-style-type: none"> supported to DP, master on DP, device in AS, master in AS, device on Ethernet via NTP 	<ul style="list-style-type: none"> Yes Yes Yes Yes Yes NTP as client and as server/client via SIMATIC procedure
Interfaces	
Number of PROFINET interfaces	2
Number of RS 485 interfaces	1; PROFIBUS DP
Number of other interfaces	2; 2x synchronization
1. Interface	
Interface type	RS 485 / PROFIBUS
Isolated	Yes
Number of connections	16
Interface types	
<ul style="list-style-type: none"> Output current of the interface, max. 	150 mA
Protocols	
<ul style="list-style-type: none"> PROFIBUS DP master PROFIBUS DP device 	<ul style="list-style-type: none"> Yes No
PROFIBUS DP master	

• Number of connections, max.	16
• Transmission rate, max.	12 Mbit/s
• max. number of DP devices	96
• Number of slots per interface, max.	1 632
Services	
— PG/OP communication	Yes
— Routing	Yes; S7 routing
— Global data communication	No
— S7 basic communication	No
— S7 communication	Yes
— S7 communication, as client	Yes
— S7 communication, as server	Yes
— Equidistance	No
— Isochronous mode	No
— SYNC/FREEZE	No
— activation/deactivation of DP devices	Yes; Approved for stand-alone operation only, not in conjunction with CiR (Configuration in Run)
— Direct data exchange (slave-to-slave communication)	No
— DPV1	Yes
Address area	
— Inputs, max.	6 kbyte
— Outputs, max.	6 kbyte
User data per DP device	
— user data per DP device, max.	244 byte
— Inputs, max.	244 byte
— Outputs, max.	244 byte
— Slots, max.	244
— per slot, max.	128 byte
2. Interface	
Interface type	PROFINET
Isolated	Yes
automatic detection of transmission rate	Yes; Autosensing
Autonegotiation	Yes
Autocrossing	Yes
System redundancy	Yes
Redundant subnetworks	Yes
Change of IP address at runtime, supported	No
Number of connections	120
Interface types	
• Number of ports	2
• integrated switch	Yes
Protocols	
• PROFINET IO Controller	Yes
• PROFINET IO device	No
• PROFINET CBA	No
• Open IE communication	Yes
• Web server	No
• Media redundancy	Yes
PROFINET IO Controller	
• Transmission rate, max.	100 Mbit/s
Services	
— PG/OP communication	Yes
— S7 communication	Yes
— Shared device	No; however, usable as part of S7
— Prioritized startup	No
— Number of connectable IO Devices, max.	250
— Number of connectable IO Devices for RT, max.	250
— of which in line, max.	250

— Activation/deactivation of IO Devices	Yes; Approved for stand-alone operation only, not in conjunction with CiR (Configuration in Run)
— IO Devices changing during operation (partner ports), supported	No
— Device replacement without swap medium	Yes
— Send cycles	250 μ s, 500 μ s, 1 ms, 2 ms, 4 ms
— Updating time	250 μ s to 512 ms, minimum value depends on the number of configured user data and the configured single or redundant mode
Address area	
— Inputs, max.	8 kbyte
— Outputs, max.	8 kbyte
— User data consistency, max.	1 024 byte
Open IE communication	
• Number of connections, max.	118
• Local port numbers used at the system end	0, 20, 21, 25, 102, 135, 161, 34962, 34963, 34964, 65532, 65533, 65534, 65535
• Keep-alive function, supported	Yes
3. Interface	
Interface type	PROFINET
Isolated	Yes
automatic detection of transmission rate	Yes; Autosensing
Autonegotiation	Yes
Autocrossing	Yes
System redundancy	Yes
Redundant subnetworks	Yes
Number of connections	120
Interface types	
• Number of ports	2
• integrated switch	Yes
Protocols	
• PROFINET IO Controller	Yes
• PROFINET IO device	No
• PROFINET CBA	No
• Open IE communication	Yes
• Web server	No
• Media redundancy	Yes
PROFINET IO Controller	
• Transmission rate, max.	100 Mbit/s
Services	
— PG/OP communication	Yes
— S7 communication	Yes
— Shared device	No; however, usable as part of S7
— Prioritized startup	No
— Number of connectable IO Devices, max.	250
— Number of connectable IO Devices for RT, max.	250
— of which in line, max.	250
— Activation/deactivation of IO Devices	Yes; Approved for stand-alone operation only, not in conjunction with CiR (Configuration in Run)
— IO Devices changing during operation (partner ports), supported	No
— Device replacement without swap medium	Yes
— Send cycles	250 μ s, 500 μ s, 1 ms, 2 ms, 4 ms
— Updating time	250 μ s to 512 ms, minimum value depends on the number of configured user data and the configured single or redundant mode
Address area	
— Inputs, max.	8 kbyte
— Outputs, max.	8 kbyte
— User data consistency, max.	1 024 byte
Open IE communication	
• Number of connections, max.	118
• Local port numbers used at the system end	0, 20, 21, 25, 102, 135, 161, 34962, 34963, 34964, 65532, 65533, 65534,

<ul style="list-style-type: none"> Keep-alive function, supported 	65535 Yes
4. Interface	
Interface type	Pluggable synchronization submodule (FO)
Plug-in interface modules	Synchronization module 6ES7960-1AA06-0XA0, 6ES7960-1AB06-0XA0 or 6ES7960-1AA08-0XA0
5. Interface	
Interface type	Pluggable synchronization submodule (FO)
Plug-in interface modules	Synchronization module 6ES7960-1AA06-0XA0, 6ES7960-1AB06-0XA0 or 6ES7960-1AA08-0XA0
Protocols	
Supports protocol for PROFINET IO	Yes
PROFINET CBA	No
PROFIsafe	Yes
PROFIBUS	Yes
AS-Interface	Yes; Via add-on
Redundancy mode	
Media redundancy	
— Switchover time on line break, typ.	< 200 ms
— Number of stations in the ring, max.	50
SIMATIC communication	
<ul style="list-style-type: none"> S7 routing 	Yes
Open IE communication	
<ul style="list-style-type: none"> TCP/IP <ul style="list-style-type: none"> Number of connections, max. Data length, max. several passive connections per port, supported ISO-on-TCP (RFC1006) <ul style="list-style-type: none"> Number of connections, max. Data length, max. UDP <ul style="list-style-type: none"> Number of connections, max. Data length, max. 	Yes; via integrated PROFINET interface and loadable FBs 118 32 kbyte Yes Yes; Via integrated PROFINET interface or CP 443-1 and loadable FBs 118 32 kbyte; 1 452 bytes via CP 443-1 Adv. Yes; via integrated PROFINET interface and loadable FBs 118 1 472 byte
Further protocols	
<ul style="list-style-type: none"> Foundation Fieldbus MODBUS 	Yes; via DP/FF Link Yes; Via add-on
Communication functions	
PG/OP communication <ul style="list-style-type: none"> Number of connectable OPs with message processing Number of connectable OPs without message processing 	Yes 119; When using Alarm_S/SQ and Alarm_D/DQ 119
Data record routing	Yes
S7 communication	
<ul style="list-style-type: none"> supported as server as client User data per job, max. User data per job (of which consistent), max. 	Yes Yes Yes 64 kbyte 462 byte; 1 variable
S5 compatible communication	
<ul style="list-style-type: none"> supported User data per job, max. User data per job (of which consistent), max. Number of simultaneous AG-SEND/AG-RECV orders per CPU, max. 	Yes; via CP and FC AG_SEND and FC AG_RECV 8 kbyte 240 byte 64/64
Standard communication (FMS)	
<ul style="list-style-type: none"> supported 	Yes; Via CP and loadable FB
Number of connections	
<ul style="list-style-type: none"> overall usable for PG communication <ul style="list-style-type: none"> reserved for PG communication usable for OP communication 	120 1

— reserved for OP communication	1
S7 message functions	
Number of login stations for message functions, max.	119; max. 119 with Alarm_S/SQ and Alarm_D/DQ (OPs); max. 16 with Alarm_8, Alarm_8P, Notify and Notify_8 (e.g. WinCC)
Program alarms	Yes
Process diagnostic messages	Yes
simultaneously active Alarm_S blocks, max.	1 000; Simultaneously active alarm_S/SQ blocks or alarm_D/DQ blocks
Alarm 8-blocks	Yes
• Number of instances for alarm 8 and S7 communication blocks, max.	10 000
Process control messages	Yes
Number of archives that can log on simultaneously (SFB 37 AR_SEND)	64
Test commissioning functions	
Status block	Yes
Single step	Yes
Number of breakpoints	4
Status/control	
• Status/control variable	Yes
• Variables	Inputs/outputs, memory bits, DBs, distributed I/Os, timers, counters
• Number of variables, max.	70
Diagnostic buffer	
• present	Yes
• Number of entries, max.	3 200
Service data	
• Can be read out	Yes
Standards, approvals, certificates	
CE mark	Yes
UKCA mark	Yes
CSA approval	Yes
UL approval	Yes
cULus	Yes
FM approval	Yes
RCM (formerly C-TICK)	Yes
KC approval	Yes
EAC (formerly Gost-R)	Yes
CCC	Yes
Use in hazardous areas	
• ATEX	ATEX II 3G Ex ec IIC T4 Gc
Ambient conditions	
Ambient temperature during operation	
• min.	0 °C
• max.	70 °C
Configuration	
Programming	
• Command set	see instruction list
• Nesting levels	7
• Access to consistent data in process image	Yes
• System functions (SFC)	see instruction list
• System function blocks (SFB)	see instruction list
Programming language	
— SCL	Yes
— CFC	Yes
Number of simultaneously active SFCs	
— RD_REC	8; SFC 59; per interface
— WR_REC	8; SFC 58; per interface
— WR_PARM	8; SFC 55; per interface
— PARM_MOD	1; SFC 57; per interface
— WR_DPARM	2; SFC 56; per interface

— DPNRM_DG	8; SFC 13; per interface
— RDSYSST	8; SFC 51
— DP_TOPOL	1; SFC 103; per interface
Number of simultaneously active SFBs	
— RDREC	8; SFB 52; per interface, but not more than 32 across all external interfaces
— WRREC	8; SFB 53; per interface, but not more than 32 across all external interfaces

Know-how protection	
• User program protection/password protection	Yes
• Block encryption	Yes; With S7 block Privacy





Dimensions	
Width	50 mm
Height	290 mm
Depth	219 mm

Weights	
Weight, approx.	1.1 kg




Classifications			
		Version	Classification
	eClass	14	27-24-22-07
	eClass	12	27-24-22-07
	eClass	9.1	27-24-22-07
	eClass	9	27-24-22-07
	eClass	8	27-24-22-07
	eClass	7.1	27-24-22-07
	eClass	6	27-24-22-07
	ETIM	10	EC000236
	ETIM	9	EC000236
	ETIM	8	EC000236
	ETIM	7	EC000236

Approvals / Certificates

General Product Approval







[Miscellaneous](#)

[Miscellaneous](#)


General Product Approval



[China RoHS](#)
[Miscellaneous](#)
[Manufacturer Declaration](#)


For use in hazardous locations

For use in hazardous locations


[FM](#)


[Type Examination Certificate](#)


Functional Safety

[TUEV](#)
[Type Examination Certificate](#)
[TUEV](#)

Maritime application





Maritime application	Environment	Industrial Communication
----------------------	-------------	--------------------------



[NK / Nippon Kaiji Kyokai](#)



[CCS \(China Classification Society\)](#)



[PROFIsafe](#)

Industrial Communication



[PROFINET](#)

last modified:

6/7/2025