


Product data sheet

Specifications



TeSys F - star delta starter - 3 x 3P (3 NO) - 225 A - 110 V AC coil

LC3F225F7

⚠ Discontinued on: Jul 12, 2021

⚠ Discontinued

Main

Range	TeSys
Product name	TeSys F
Product or Component Type	Star delta starter
Device short name	LC3F
Contact application	Motor control
Utilisation category	AC-3
Device presentation	Pre-wired
Poles description	3 x 3P
power pole contact composition	3 x 3 NO
[Ue] rated operational voltage	Power circuit <= 1000 V AC 16 Hz 2/3...200 Hz
[Ie] rated operational current	225 A (at <131 °F (55 °C)) at <= 440 V AC AC-3 for power circuit
Motor power kW	100 kW 220/230 V AC 50/60 Hz 200 kW 380/400 V AC 50/60 Hz 200 kW 415 V AC 50/60 Hz 220 kW 440 V AC 50/60 Hz
Control circuit type	AC 50/60 Hz
[Uc] control circuit voltage	110 V AC 50/60 Hz
Auxiliary contact composition	1 NC KM1 star contactor 1 NO KM1 star contactor 2 NC KM2 line contactor 1 NO KM2 line contactor 1 NC KM3 delta contactor 2 NO KM3 delta contactor
[Uimp] rated impulse withstand voltage	8 kV
[Ui] rated insulation voltage	1000 V IEC 60947-4-1 1500 V VDE 0110 group C
Interlocking type	Without start delta mechanical interlock
Mounting Support	Plate
Standards	JIS C8201-4-1 EN 60947-4-1 IEC 60947-1 IEC 60947-4-1 EN 60947-1

Price is "List Price" and may be subject to a trade discount – check with your local distributor or retailer for actual price.

Product Certifications	CCC RMRoS DNV CB ABS CSA LROS (Lloyds register of shipping) UL RINA
-------------------------------	---

Complementary

[Ith] conventional free air thermal current	315 A 104 °F (40 °C)
Irms rated making capacity	2250 A IEC 60947-4-1
Rated breaking capacity	1800 A conforming to IEC 60947-4-1
[Icw] rated short-time withstand current	1800 A 104 °F (40 °C) - 10 s 1000 A 104 °F (40 °C) - 30 s 850 A 104 °F (40 °C) - 1 min 560 A 104 °F (40 °C) - 3 min 440 A 104 °F (40 °C) - 10 min
Associated fuse rating	315 A gG <= 440 V 250 A aM <= 440 V
Connections - terminals	Control circuit: screw clamp terminals 1 0.002...0.006 in ² (1...4 mm ²) - cable stiffness: flexible with cable end Control circuit: screw clamp terminals 2 0.002...0.004 in ² (1...2.5 mm ²) - cable stiffness: flexible with cable end Control circuit: screw clamp terminals 1 0.002...0.006 in ² (1...4 mm ²) - cable stiffness: flexible without cable end Control circuit: screw clamp terminals 2 0.002...0.006 in ² (1...4 mm ²) - cable stiffness: flexible without cable end Control circuit: screw clamp terminals 1 0.002...0.006 in ² (1...4 mm ²) - cable stiffness: solid without cable end Control circuit: screw clamp terminals 2 0.002...0.006 in ² (1...4 mm ²) - cable stiffness: solid without cable end Power circuit: bar 2 - busbar cross section: 32 x 4 mm Power circuit: bolted connection Power circuit: lugs-ring terminals 1 0.3 in ² (185 mm ²) Power circuit: connector 1 0.3 in ² (185 mm ²)
connections bolt diameter	M10
Tightening torque	Control circuit 10.6 lbf.in (1.2 N.m) Power circuit 309.8 lbf.in (35 N.m)
Operating time	20...35 ms closing 7...15 ms opening
Mechanical durability	10 Mcycles
Maximum operating rate	2400 cyc/h 131 °F (55 °C)
Starting time	20 s
Control circuit voltage limits	Operational: 0.85...1.1 Uc at 50/60 Hz (at <131 °F (55 °C)) Drop-out: 0.35...0.55 Uc at 50/60 Hz (at <131 °F (55 °C))
Inrush power in VA	805 VA 50 Hz cos phi 0.3 (at 68 °F (20 °C)) 970 VA 60 Hz cos phi 0.3 (at 68 °F (20 °C))
Hold-in power consumption in VA	55 VA 50 Hz cos phi 0.3 (at 68 °F (20 °C)) 66 VA 60 Hz cos phi 0.3 (at 68 °F (20 °C))
Heat dissipation	18...24 W
Width	20.7 in (525 mm)
Height	4.3 in (110 mm)
Depth	9.3 in (235 mm)
Net Weight	36.4 lb(US) (16.5 kg)

Environment

IP degree of protection	IP20 front face with shrouds IEC 60529 IP20 front face with shrouds VDE 0106
Protective treatment	TH
Ambient Air Temperature for Storage	-76...176 °F (-60...80 °C)
Ambient air temperature for operation	23...131 °F (-5...55 °C) -40...158 °F (-40...70 °C) at Uc
Operating altitude	9842.52 ft (3000 m) without derating
Mechanical robustness	Vibrations contactor open2 Gn, 5...300 Hz Shocks contactor closed15 Gn for 11 ms Vibrations contactor closed5 Gn, 5...300 Hz Shocks contactor open7 Gn for 11 ms

Ordering and shipping details

Category	18401-WORLD SERVICE PARTS(CTR ACCESS)
Discount Schedule	CP10
GTIN	3389110460346
Returnability	No

Packing Units

Unit Type of Package 1	PCE
Nbr. of units in pkg.	1
Package 1 Height	11.8 in (30 cm)
Package 1 Width	22.05 in (56 cm)
Package 1 Length	22.4 in (57 cm)
Package weight(Lbs)	45.2 lb(US) (20.5 kg)

Contractual warranty

Warranty (in months)	18
-----------------------------	----



Environmental Data

Schneider Electric aims to achieve Net Zero status by 2050 through supply chain partnerships, lower impact materials, and circularity via our ongoing “Use Better, Use Longer, Use Again” campaign to extend product lifetimes and recyclability.

[Environmental Data explained >](#)

[How we assess product sustainability >](#)

Use Better



Materials and Substances

[EU RoHS Directive](#)

Compliant

PVC free

Yes

Use Longer



Lifetime extension

Repair

No

Use Again



Repack and remanufacture

WEEE Label



The product must be disposed on European Union markets following specific waste collection and never end up in rubbish bins.

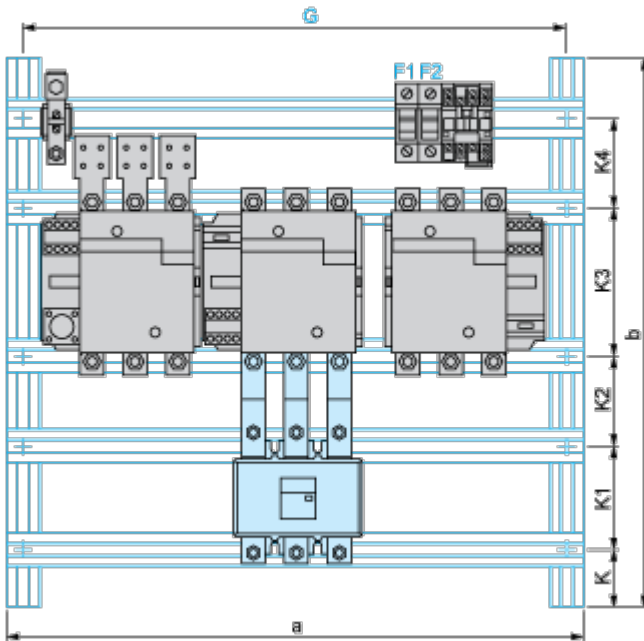
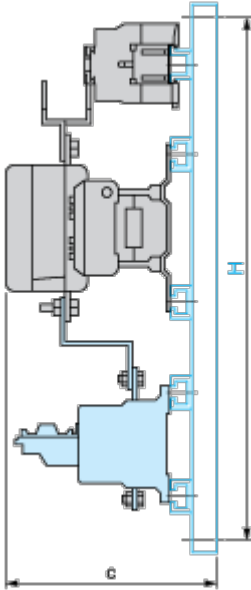
Dimensions Drawings

Dimensions and Drawings

Chassis mounted starters

Pre-assembled: LC3 F185 to LC3 F400

For customer assembly: 2 x LC1 F●●● and 1 x LC1 D150 or 3 x LC1 F●●●



	a	b	c	G	H	K	K1	K2	K3	K4
LC3 F185 or 2 x LC1 F●●● + 1 x LC1 D with components F185	565	675	235	525	625	160	110	80	110	80
LC3 F225 or 3 x LC1 F●●● with components F225	565	675	235	525	625	160	110	80	110	80

	a	b	c	G	H	K	K1	K2	K3	K4
LC3 F265 or 3 x LC1 F●●● with components F265	665	775	266	625	725	165	110	100	110	110
LC3 F330 or 3 x LC1 F●●● with components F330	765	975	276	725	825	195	140	100	110	180
LC3 F400 or 3 x LC1 F●●● with components F400	765	975	276	725	925	195	140	100	180	110