

Contactor AC-3 6A/2,2kW 400V 1NO, AC110V 50/60Hz size S00, screw terminal




Figure similar

General technical data	
size of contactor	S00
product extension auxiliary switch	Yes
power loss [W] for rated value of the current	
• at AC in hot operating state per pole	0.42 W
• without load current share typical	1.51 W
type of calculation of power loss current-dependent	quadratic
insulation voltage rated value	690 V
degree of pollution	3
surge voltage resistance rated value	6 kV
protection class IP	
• on the front	IP20
• of the terminal	IP20
shock resistance with sine pulse at AC	9.8 g / 5 ms, 5.9 g / 10 ms
Net Weight	0.204 kg
Ambient conditions	
installation altitude at height above sea level maximum	2 000 m
ambient temperature	
• during operation	-10 ... +55 °C
• during storage	-25 ... +70 °C
Main circuit	
number of poles for main current circuit	3
number of NO contacts for main contacts	3
number of NC contacts for main contacts	0
operating voltage	
• at AC-3 rated value maximum	690 V
• at AC-3e rated value maximum	690 V
operational current	
• at AC-1 up to 690 V at ambient temperature 40 °C rated value	20 A
• at AC-3	
— at 400 V rated value	6 A
— at 690 V rated value	4 A
• at AC-3e	
— at 400 V rated value	6 A
— at 690 V rated value	4 A
operating power	
• at AC-3	

— at 230 V rated value	1.5 kW
— at 400 V rated value	2.2 kW
— at 690 V rated value	3 kW
● at AC-3e	
— at 400 V rated value	2.2 kW
— at 690 V rated value	3 kW
<b>operating frequency</b>	
● at AC-3 maximum	750 1/h
● at AC-3e maximum	750 1/h
● at AC-4 maximum	250 1/h
<b>Control circuit/ Control</b>	
<b>type of voltage of the control supply voltage</b>	AC
<b>control supply voltage at AC</b>	
● at 50 Hz rated value	110 V
● at 60 Hz rated value	110 V
<b>operating range factor control supply voltage rated value of magnet coil at AC</b>	
● at 50 Hz	0.8 ... 1.1
● at 60 Hz	0.85 ... 1.1
<b>apparent pick-up power of magnet coil at AC</b>	
● at 50 Hz	27 VA
● at 60 Hz	27 VA
<b>inductive power factor with closing power of the coil</b>	
● at 50 Hz	0.8
● at 60 Hz	0.8
<b>apparent holding power of magnet coil at AC</b>	
● at 50 Hz	5.4 VA
● at 60 Hz	5.4 VA
<b>inductive power factor with the holding power of the coil</b>	
● at 50 Hz	0.27
● at 60 Hz	0.27
<b>closing power of magnet coil at DC</b>	0.8 W
<b>holding power of magnet coil at DC</b>	0.27 W
<b>Auxiliary circuit</b>	
number of NC contacts for auxiliary contacts instantaneous contact	0
number of NO contacts for auxiliary contacts instantaneous contact	1
<b>operational current at AC-15</b>	
● at 230 V rated value	6 A
● at 400 V rated value	3 A
● at 690 V rated value	1 A
operational current at DC-13 at 220 V rated value	0.3 A
<b>contact reliability of auxiliary contacts</b>	acceptability for PLC control (17 V, 5 mA)
<b>Short-circuit protection</b>	
<b>design of the fuse link</b>	
● for short-circuit protection of the main circuit	
— with type of coordination 1 required	gL/gG NH 3NA: 35 A
— with type of coordination 2 required	gL/gG NH 3NA: 20 A
● for short-circuit protection of the auxiliary switch required	fuse gL/gG: 10 A
<b>Installation/ mounting/ dimensions</b>	
<b>mounting position</b>	+/-180° rotation possible on vertical mounting surface; can be tilted forward and backward by +/- 22.5° on vertical mounting surface
fastening method side-by-side mounting	Yes
<b>fastening method</b>	screw and snap-on mounting onto 35 mm DIN rail according to DIN EN 50022
<b>height</b>	57.5 mm
<b>width</b>	45 mm
<b>depth</b>	72 mm
required spacing with side-by-side mounting at the side	0 mm
<b>Connections/ Terminals</b>	

<b>type of electrical connection</b>	
<ul style="list-style-type: none"> <li>• for main current circuit</li> <li>• for auxiliary and control circuit</li> </ul>	<p>screw-type terminals</p> <p>screw-type terminals</p>
type of connectable conductor cross-sections for main contacts	
<ul style="list-style-type: none"> <li>• solid or stranded</li> <li>• finely stranded with core end processing</li> </ul>	<p>2x (0,5 ... 1,5 mm<sup>2</sup>), 2x (0,75 ... 2,5 mm<sup>2</sup>), max. 2x (1 ... 4 mm<sup>2</sup>)</p> <p>2x (0,5 ... 1,5 mm<sup>2</sup>), 2x (0,75 ... 2,5 mm<sup>2</sup>)</p>
connectable conductor cross-section for main contacts finely stranded with core end processing	2.5 mm <sup>2</sup>
connectable conductor cross-section for auxiliary contacts finely stranded with core end processing	0.5 ... 2.5 mm <sup>2</sup>
type of connectable conductor cross-sections for auxiliary contacts	
<ul style="list-style-type: none"> <li>• solid or stranded</li> <li>• finely stranded with core end processing</li> </ul>	<p>2x (0.5 ... 1.5 mm<sup>2</sup>), 2x (0.75 ... 2.5 mm<sup>2</sup>)</p> <p>2x (0.5 ... 1.5 mm<sup>2</sup>), 2x (0.75 ... 2.5 mm<sup>2</sup>)</p>

**Safety related data**

product function mirror contact according to IEC 60947-4-1	Yes
<b>Electrical Safety</b>	
protection class IP on the front according to IEC 60529	IP20
touch protection on the front according to IEC 60529	finger-safe, for vertical contact from the front

**Approvals Certificates**

Environment	General Product Approval	EMV
<a href="#">Environmental Conformations</a>	   	

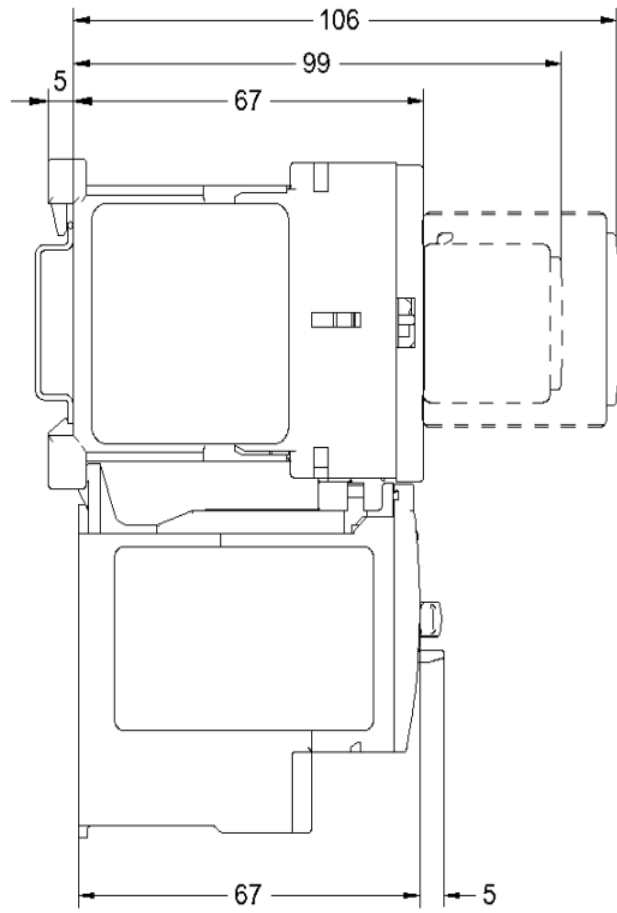
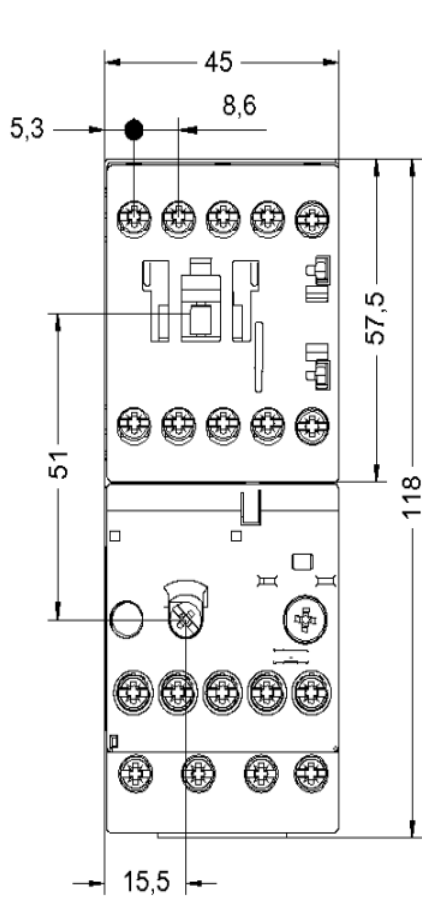
**other**

[Confirmation](#)



**Further information**

- Information on the packaging**  
<https://support.industry.siemens.com/cs/ww/en/view/109813875>
- Information for data generation and storage**  
<https://support.industry.siemens.com/cs/ww/en/view/109995012>
- Information- and Downloadcenter (Catalogs, Brochures,...)**  
<https://www.siemens.com/ic10>
- Industry Mall (Online ordering system)**  
<https://mall.industry.siemens.com/mall/en/en/Catalog/product?mlfb=3RT7014-1AF01>
- Service&Support (Manuals, Certificates, Characteristics, FAQs,...)**  
<https://support.industry.siemens.com/cs/ww/en/ps/3RT7014-1AF01>
- Image database (product images, 2D dimension drawings, 3D models, device circuit diagrams, EPLAN macros, ...)**  
[https://www.automation.siemens.com/bilddb/cax\\_de.aspx?mlfb=3RT7014-1AF01&lang=en](https://www.automation.siemens.com/bilddb/cax_de.aspx?mlfb=3RT7014-1AF01&lang=en)
- Cax online generator**  
<https://support.automation.siemens.com/WW/CAXorder/default.aspx?lang=en&mlfb=3RT7014-1AF01>
- Characteristic curves**  
[https://curves.simaris.siemens.com/curves/<mmp\\_prod\\_noCOMP="HAUPT"></mmp\\_prod\\_no>](https://curves.simaris.siemens.com/curves/<mmp_prod_noCOMP=)



last modified:

4/4/2026 