

Product data sheet

Specifications



miniature plug in relay, Harmony Electromechanical Relays, 5A, 4CO, without LED, with lockable test button, 48V DC

RXM4CB1ED

⚠ Discontinued on: Aug 7, 2023

⚠ Discontinued

Main

Range of product	Harmony Electromechanical Relays
Series name	Miniature
Product or component type	Plug-in relay
Device short name	RXM
Utilisation coefficient	20 %
Sale per indivisible quantity	10

Complementary

Contacts type and composition	4 C/O
Contact operation	Standard
[Uc] control circuit voltage	48 V DC
[Ithe] conventional enclosed thermal current	5 A at -40...55 °C
status LED	Without
[Ui] rated insulation voltage	250 V conforming to IEC 300 V conforming to UL
[Uimp] rated impulse withstand voltage	2.5 kV during 1.2/50 µs conforming to IEC 61810-7
Contacts material	Silver alloy (Ag/Ni)
[Ie] rated operational current	5 A (AC-1/DC-1) conforming to UL 5 A (AC-1/DC-1) NO conforming to IEC 2.5 A (AC-1/DC-1) NC conforming to IEC
minimum switching current	10 mA
Maximum switching voltage	250 V AC 125 V DC
Minimum switching voltage	17 V
Load current	5 A at 250 V AC 5 A at 30 V DC
Maximum switching capacity	1250 VA AC 150 W DC
Minimum switching capacity	170 mW
Operating rate	<= 1200 cycles/hour under load <= 18000 cycles/hour no-load
Mechanical durability	10000000 cycles
Electrical durability	100000 cycles for resistive load

Average coil consumption	0.9 W, DC
Drop-out voltage threshold	>= 0.1 U _c DC
Operating time	20 ms
Average resistance	2600 Ohm network: DC at 20 °C +/- 10 %
Rated operational voltage limits	38.4...52.8 V DC
Protection category	RT I
Operating position	Any position
CAD overall width	21 mm
CAD overall height	27 mm
CAD overall depth	55 mm
Net weight	0.038 kg
Dielectric strength	1800 V AC between coil and contact 1550 V AC between poles 1000 V AC between contacts
Safety reliability data	B10d = 100000

Environment

Product certifications	GOST UL
Standards	IEC 61810-1 UL 508
Ambient air temperature for storage	-40...70 °C
Ambient air temperature for operation	-40...55 °C
Vibration resistance	3 gn, amplitude = +/- 1 mm (f = 10...55 Hz)without clip conforming to IEC 60068-2-6 5 gn, amplitude = +/- 1 mm (f = 10...55 Hz)with clip conforming to IEC 60068-2-6
IP degree of protection	IP40 conforming to IEC 60529
Shock resistance	10 gn (duration = 11 ms) for opening conforming to IEC 60068-2-27 10 gn (duration = 11 ms) for closing conforming to IEC 60068-2-27

Packing Units

Unit Type of Package 1	PCE
Number of Units in Package 1	1
Package 1 Weight	0.001 g

Contractual warranty

Warranty (in months)	18
-----------------------------	----



Environmental Data

Schneider Electric aims to achieve Net Zero status by 2050 through supply chain partnerships, lower impact materials, and circularity via our ongoing “Use Better, Use Longer, Use Again” campaign to extend product lifetimes and recyclability.

[Environmental Data explained >](#)

[How we assess product sustainability >](#)

Use Longer



Lifetime extension

Repair

No

Use Again



Repack and remanufacture

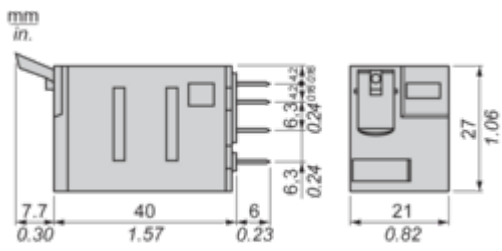
WEEE Label



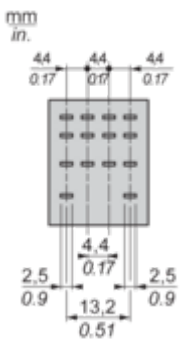
The product must be disposed on European Union markets following specific waste collection and never end up in rubbish bins

Dimensions Drawings

Dimensions

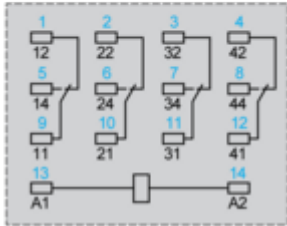
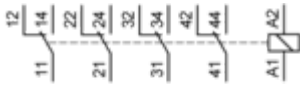


Pin Side View



Connections and Schema

Wiring Diagram

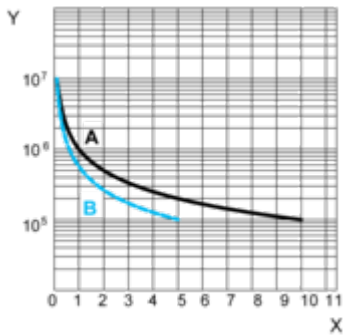


Symbols shown in blue correspond to Nema marking.

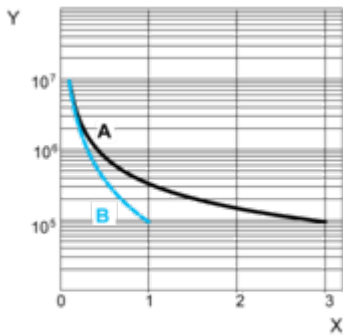
Performance Curves

Electrical Durability of Contacts

Resistive load



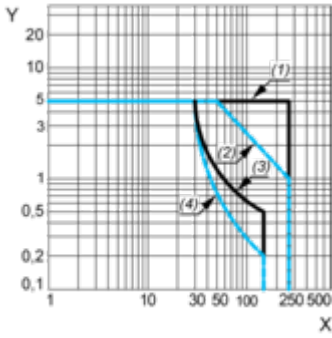
X : Contact current (A)
 Y : Durability (Number of operating cycles)
 A : RXM 2CB...
 B : RXM 4CB...
 Inductive load



X : Contact current (A)
 Y : Durability (Number of operating cycles)
 A : RXM 2CB...
 B : RXM 4CB...
Note : These are typical curves, actual durability depends on load, environment, duty cycle, etc.

Maximum Switching Capacity on Resistive and Inductive Loads

RXM 4CB...



X : Switching Voltage (V)

Y : Switching current (A)

(1) AC resistive load

(2) AC inductive load (cos phi) = 0.4)

(3) DC resistive load

(4) DC inductive load (T0.95 = 6 P)

Note : These are typical curves, actual durability depends on load, environment, duty cycle, etc.

