

Product datasheet

Specifications



protection relay PowerLogic P1V 24-250V 3VT: 220-480V 0DI-4DO

REL15025

Main

Range of product	PowerLogic
Product or component type	Protection relay
Relay application	Voltage
product reference	P1
Device mounting	Flush
Mounting support	Fixing kit
Mounting mode	Flush-mounted
power supply	24...240 V AC 24...250 V DC
measuring inputs	: VT voltage 0
number of Digital Inputs (DI)	0
number of Digital Outputs (DO)	4 DO 1 watchdog
Cybersecurity	Password protection
protection functions	Undervoltage 27 Overvoltage 59 Earth fault overvoltage 59N Lockout relay 86
Arc flash protection	No
control functions	Local/remote control
monitoring functions	Trip circuit supervision 74 Relay self-monitoring
logs and records	Trip context information
Switchgear diagnosis type	Trip circuit supervision ANSI code: TCS
Connections - terminals	Snap-on fixed

Complementary

Maximum power consumption in W	13.5 W AC 4 W DC
Display type	Graphic display terminal
Number of key	9
Local signalling	6 x LED red/orange programmable 1 x LED red relay trip indicator 1 x LED green watchdog
Standards	EN 60255-26:2009 EN 60255-1:2010 EN 60255-27:2005

Product certifications	CE
Height	Embedded: 101.5 mm Total: 116.5 mm
Width	Embedded: 101.5 mm Total: 116.5 mm
Depth	Embedded : 108 mm Total : 119 mm
Net weight	0.8 kg maximum

Environment

Directives	2006/95/EC - low voltage directive 2004/108/EC - electromagnetic compatibility
Electromagnetic compatibility	Electromagnetic immunity level 3 conforming to EN 61000-4-2/3/4/5/6/8
Mechanical robustness	Seismic tests: 2 Gn horizontal, 1 Gn vertical conforming to EN 60255-21-3 Shocks (level: class 1) : 5 Gn for 11 ms conforming to EN 60255-21-2 Shocks withstand (level: class 1) : 10 Gn for 16 ms conforming to EN 60255-21-2 Bumps (level: class 1) : 15 Gn for 11 ms conforming to EN 60255-21-2 Vibrations (level: class 1) : 1 Gn, 10...150 Hz, 1 cycle conforming to EN 60255-21-1
Ambient air temperature for operation	-25...60 °C -30...70 °C (16 h)
Ambient air temperature for storage	-30...70 °C
IP degree of protection	IP54 conforming to IEC 60529
Relative humidity	0...93 % at 40 °C, 21 days 0...93 % at 60 °C, 10 days 93 % at 25...55 °C, 6 cycles, 12 + 12 hours

Packing Units

Unit Type of Package 1	PCE
Number of Units in Package 1	1
Package 1 Height	19.5 cm
Package 1 Width	16.5 cm
Package 1 Length	16.5 cm
Package 1 Weight	793.0 g

Contractual warranty

Warranty (in months)	18
-----------------------------	----



Environmental Data

Schneider Electric aims to achieve Net Zero status by 2050 through supply chain partnerships, lower impact materials, and circularity via our ongoing “Use Better, Use Longer, Use Again” campaign to extend product lifetimes and recyclability.

[Environmental Data explained >](#)

[How we assess product sustainability >](#)



Environmental footprint

Total lifecycle Carbon footprint	219 kg CO2 eq.
Carbon footprint of the manufacturing phase [A1 to A3]	60 kg CO2 eq.
Carbon footprint of the distribution phase [A4]	0.2 kg CO2 eq.
Carbon footprint of the installation phase [A5]	0.5 kg CO2 eq.
Carbon footprint of the use phase [B2, B3, B4, B6]	157 kg CO2 eq.
Carbon footprint of the end-of-life phase [C1 to C4]	1 kg CO2 eq.
Environmental Disclosure	Product Environmental Profile

Use Better



Materials and Substances

Packaging made with recycled cardboard	No
Packaging without single use plastic	No
SCIP Number	2140e85d-91da-4f06-9dcd-b67f68a55691
EU RoHS Directive	Compliant By Exemption
REACH Regulation	Reference contains Substances of Very High Concern above the threshold

Use Longer



Lifetime extension

Repair	No
--------	----

Use Again




Repack and remanufacture

Recyclability potential, in %	5
End of life manual availability	End of Life Information
Take-back	No

Image of product / Alternate images

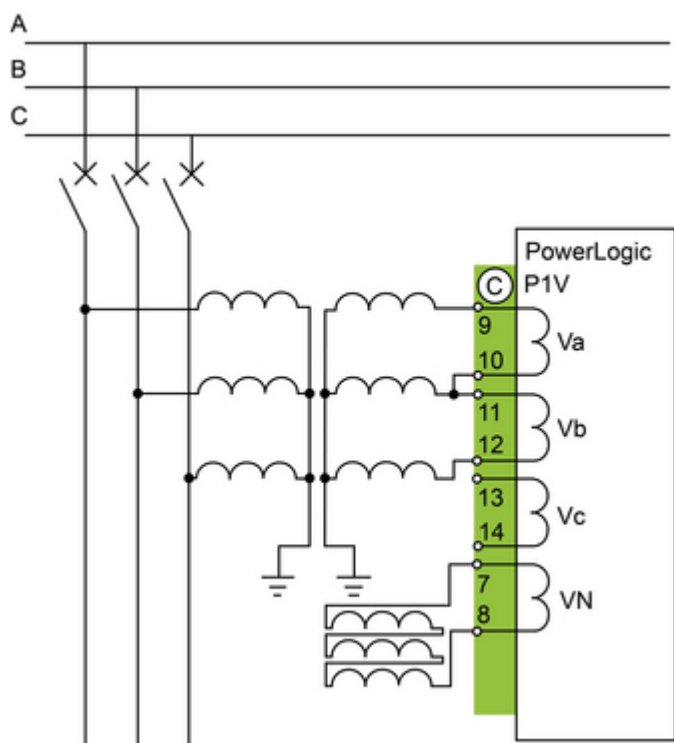
Alternative





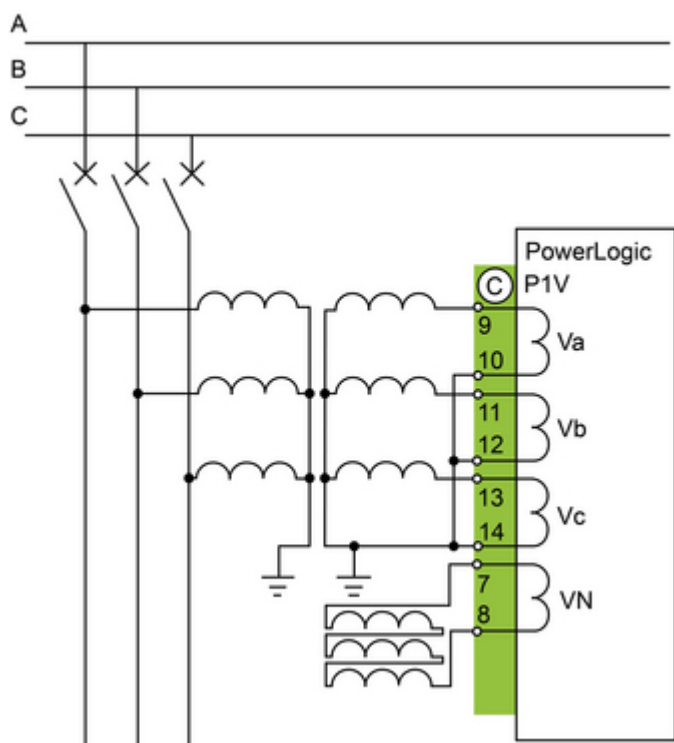
Technical Illustration

Assembly's dimensions



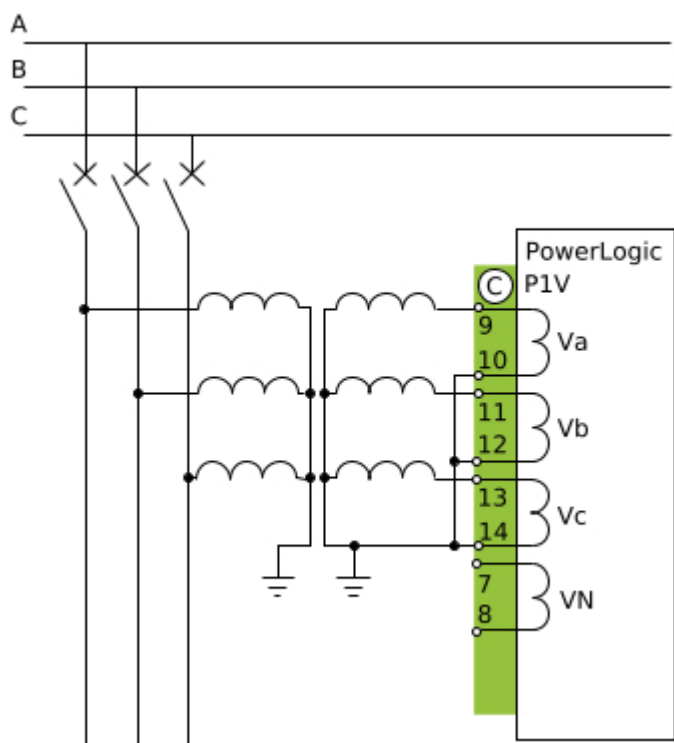
Technical Illustration

Assembly's dimensions



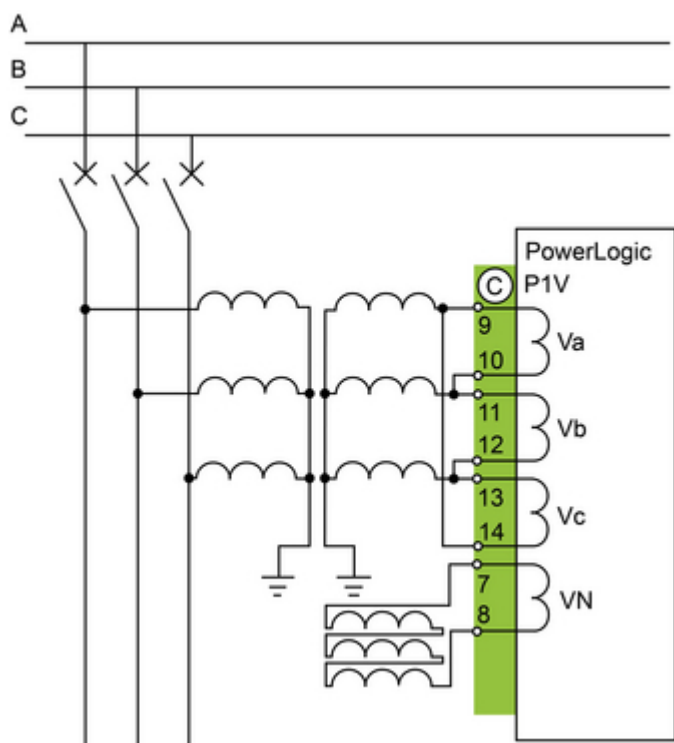
Technical Illustration

Assembly's dimensions



Technical Illustration

Assembly's dimensions



Technical Illustration

Assembly's dimensions

