



Figure similar

RC unit for 5SY, 2-pole, type A, selective, In: 63 A, 1000 mA, Un AC: 230 V

Model	
product brand name	SENTRON
product designation	RCD-unit
design of the product	Selective
product type designation	5SM2
product version	for 5SY
General technical data	
number of poles	2
design of pole	2 poles
size of installation devices according to DIN 43880	1
touch protection against electrical shock according to EN 50274	Finger and back-of-hand safe
mechanical service life (operating cycles) typical	10 000
overvoltage category	III
degree of pollution	2
Voltage	
type of voltage of the operating voltage	AC
insulation voltage (Ui) rated value	460 V
surge voltage resistance rated value	4 000 V
tripping fault current rated value	1 000 mA
<ul style="list-style-type: none"> operational current at AC rated value 	63 A
residual current type	A
surge current resistance rated value	5 kA
supply voltage <ul style="list-style-type: none"> at AC for testing equipment minimum 	230 V 195 V
value range of the supply voltage frequency	50 Hz
value range of the operating frequency	50/60 Hz
Protection class	
protection class IP	IP20, if the distribution board is installed, with connected conductors
protection function false tripping	Yes
Dissipation	
power loss [W] <ul style="list-style-type: none"> for rated value of the current at AC in hot operating state per pole maximum 	3 W 6 W
Product details	

product feature OFF-delay time adjustable	No
product feature rated fault current adjustable	No
product feature sealable	No

Connections

connectable conductor cross-section solid	
• minimum	1.5 mm ²
• maximum	25 mm ²
connectable conductor cross-section stranded	
• minimum	1.5 mm ²
• maximum	25 mm ²
tightening torque with screw-type terminals	
• minimum	2.5 N·m
• maximum	3 N·m
position of power supply cord	top or bottom

Mechanical Design

height	90 mm
width	36 mm
depth	70 mm
installation depth	70 mm
number of modular width units	2
fastening method	DIN rail
mounting position	any
Net Weight	0.203 kg



Environmental conditions

ambient temperature during operation	
• minimum	-25 °C
• maximum	45 °C
ambient temperature during storage	
• minimum	-40 °C
• maximum	75 °C
number of test cycles for environmental testing according to IEC 60068-2-30	28






Certificates

reference code according to IEC 81346-2	F
---	---

Approvals Certificates

Environment	General Product Approval				
Environmental Confirmations	Environmental Confirmations			Miscellaneous	Miscellaneous

General Product Approval	other
--------------------------	-------

	Confirmation				
---	------------------------------	---	---	---	---

other	Dangerous goods
-------	-----------------

Confirmation	Transport Information
------------------------------	---------------------------------------

Further information

Information on the packaging
<https://support.industry.siemens.com/cs/ww/en/view/109813875>
 Information for data generation and storage

<https://support.industry.siemens.com/cs/ww/en/view/109995012>

Information- and Downloadcenter (Catalogs, Brochures,...)

<https://www.siemens.com/lowvoltage/catalogs>

Industry Mall (Online ordering system)

<https://mall.industry.siemens.com/mall/en/en/Catalog/product?mlfb=5SM2825-8>

Service&Support (Manuals, Certificates, Characteristics, FAQs,...)

<https://support.industry.siemens.com/cs/ww/en/ps/5SM2825-8>

Image database (product images, 2D dimension drawings, 3D models, device circuit diagrams, ...)

https://www.automation.siemens.com/bilddb/cax_en.aspx?mlfb=5SM2825-8

CAx-Online-Generator

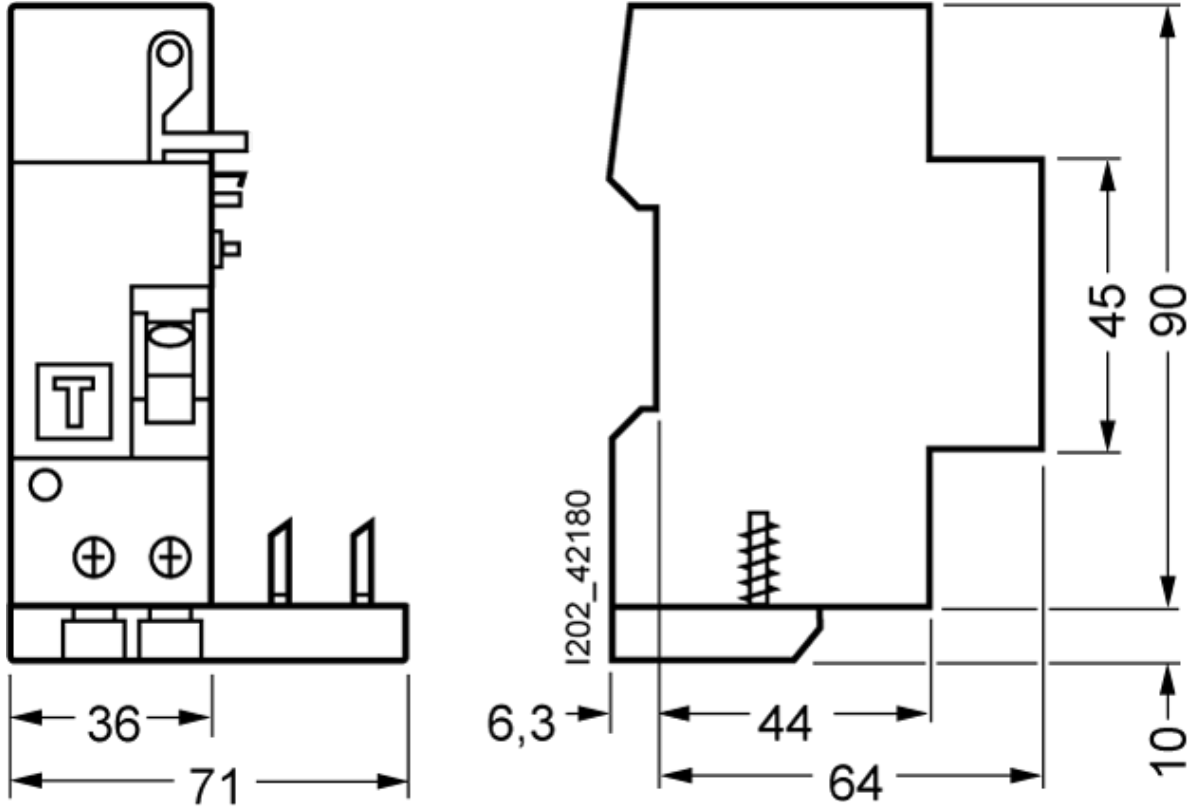
<https://www.siemens.com/cax>

Tender specifications

<https://www.siemens.com/specifications>

Characteristic curves

[https://curves.simaris.siemens.com/curves/<mmp_prod_noCOMP="HAUPT"></mmp_prod_no>](https://curves.simaris.siemens.com/curves/<mmp_prod_noCOMP=)





last modified:

4/12/2025 

