

Product datasheet

Specifications

Backplane, Modicon X80, 16 slots, panel, mounting plate mounted



BMXXBP1600

Main

Range of product	Modicon X80
Product or component type	Backplane

Complementary

Number of slots	16 bus X
Product compatibility	BMXP34 processor BMXCPS power supply I/O module Specific application module
Power consumption in W	0.17 W
Electrical connection	1 connector (XBE) expansion module
Fixing mode	By 6 M5/M6 screws, mounting on panel By 6 M5/M6 screws, mounting on mounting plate
Height	108 mm
Width	634.6 mm
Depth	19 mm
Product weight	1.59 kg

Environment

IP degree of protection	IP20
Ambient air temperature for operation	0...60 °C
Relative humidity	10...95 % without condensation
Directives	2014/35/EU - low voltage directive 2014/30/EU - electromagnetic compatibility
Product certifications	CE CULus RCM UKCA Merchant Navy
Standards	EN/IEC 61131-2 EN/IEC 61010-2-201 UL 61010-2-201 CSA C22.2 No 61010-2-201 IACS E10 EN/IEC 61000-6-5, interface type 1 and type 2 EN/IEC 61850-3, location G

Packing Units

Unit Type of Package 1	PCE
------------------------	-----

Number of Units in Package 1	1
Package 1 Height	6.800 cm
Package 1 Width	15.000 cm
Package 1 Length	71.000 cm
Package 1 Weight	1.912 kg
Unit Type of Package 2	P06
Number of Units in Package 2	6
Package 2 Height	75.000 cm
Package 2 Width	60.000 cm
Package 2 Length	80.000 cm
Package 2 Weight	22.500 kg

Contractual warranty

Warranty (in months)	18
-----------------------------	----



Environmental Data

Schneider Electric aims to achieve Net Zero status by 2050 through supply chain partnerships, lower impact materials, and circularity via our ongoing “Use Better, Use Longer, Use Again” campaign to extend product lifetimes and recyclability.

[Environmental Data explained >](#)

[How we assess product sustainability >](#)



Environmental footprint

Total lifecycle Carbon footprint	25 kg CO2 eq.
Carbon footprint of the manufacturing phase [A1 to A3]	15 kg CO2 eq.
Carbon footprint of the distribution phase [A4]	0.2 kg CO2 eq.
Carbon footprint of the installation phase [A5]	0 kg CO2 eq.
Carbon footprint of the use phase [B2, B3, B4, B6]	9 kg CO2 eq.
Carbon footprint of the end-of-life phase [C1 to C4]	0.6 kg CO2 eq.
Environmental Disclosure	Product Environmental Profile

Use Better



Materials and Substances

Packaging made with recycled cardboard	No
Packaging without single use plastic	No
EU RoHS Directive	Compliant By Exemption
REACH Regulation	Reference contains Substances of Very High Concern above the threshold

Use Longer



Lifetime extension

Repair	No
--------	----

Use Again

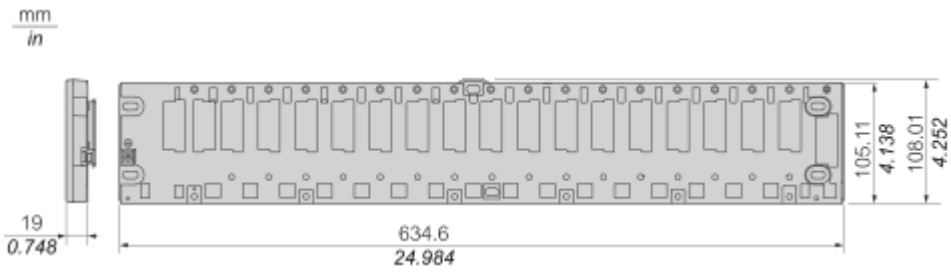


Repack and remanufacture

End of life manual availability	End of Life Information
Take-back	No

Dimensions Drawings

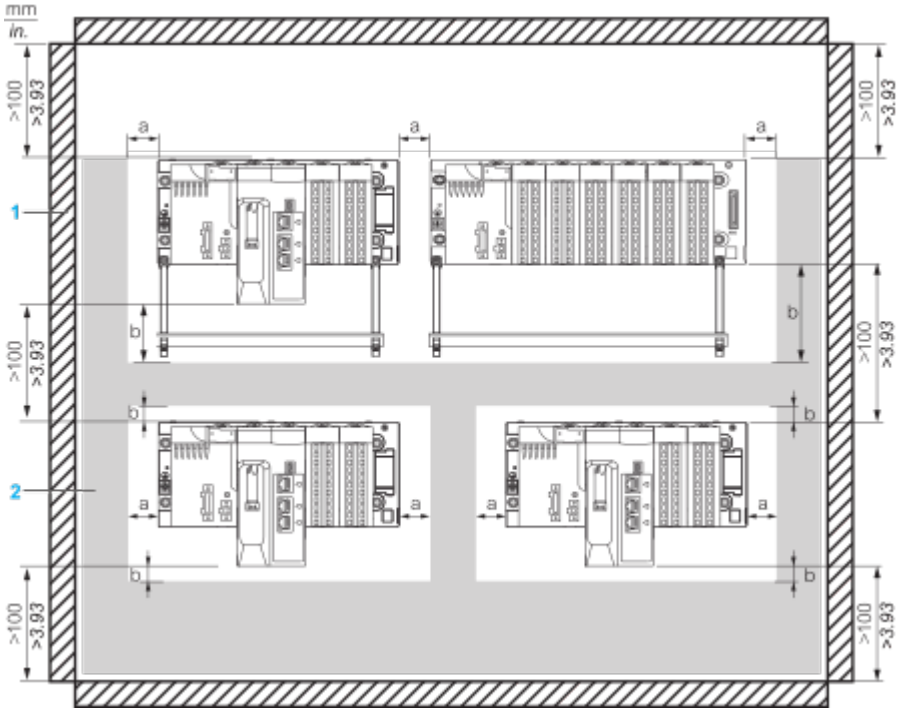
Dimensions



Mounting and Clearance

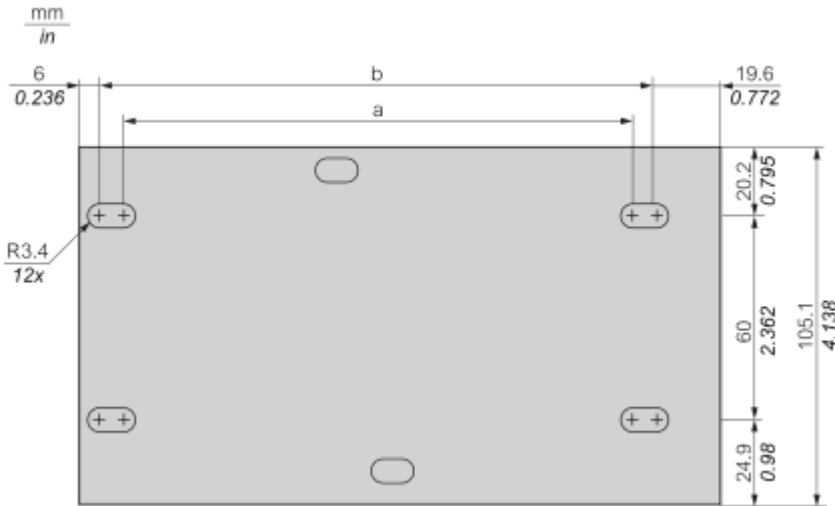
Minimum Clearance

Minimum Clearance of a typical installation in a cabinet with ducts



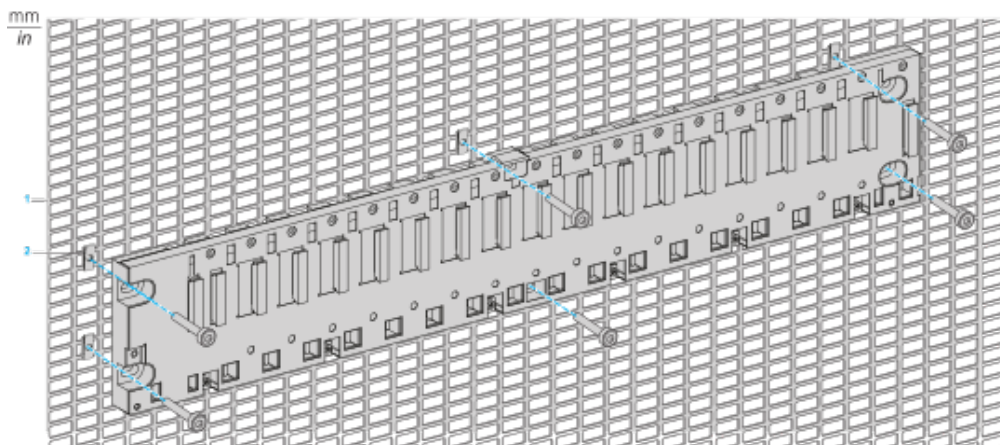
- a Side clearance: > 40 mm (1.57 in.)
- b Top and bottom clearance with surrounding objects: > 20 mm (0.79 in.)
- 1 Installation or casing
- 2 Wiring duct or tray

Mounting on panels



Rack Type		a	b
X Bus racks	BMXXBP1600	596.3mm (23.476 in)	609 mm (23.976 in)
	BMXXBP1600H		

Mounting on Telequick mounting plate



- 1 Telequick plate
- 2 Clip-on nuts

Image of product / Alternate images

Alternative



